



The 5 Site Absolutes

A KONE MonoSpace® Solution



A KONE MiniSpace® Solution

Co-operation. The best way to avoid problems and cut costs.




The 5 Site Absolutes

- 1** The elevator shaft is clean and dry before installation work starts.
- 2** The shaft is constructed according to KONE layout drawings and the shaft openings are sealed for safety.
- 3** The lifting hooks and ventilation ducts are in place.
- 4** 3-phase power supply for elevator and installation hoist is provided.
- 5** A 50m² storage space is provided on the ground floor close to the shaft and the access ways to the shaft are clear.



MonoSpace®



MiniSpace®

Your contact and builder's checklist

SITE: _____

CLIENT: _____

Your contact at KONE: _____

Telephone: _____ Fax: _____

...will contact you to check the 5 absolutes and to set:

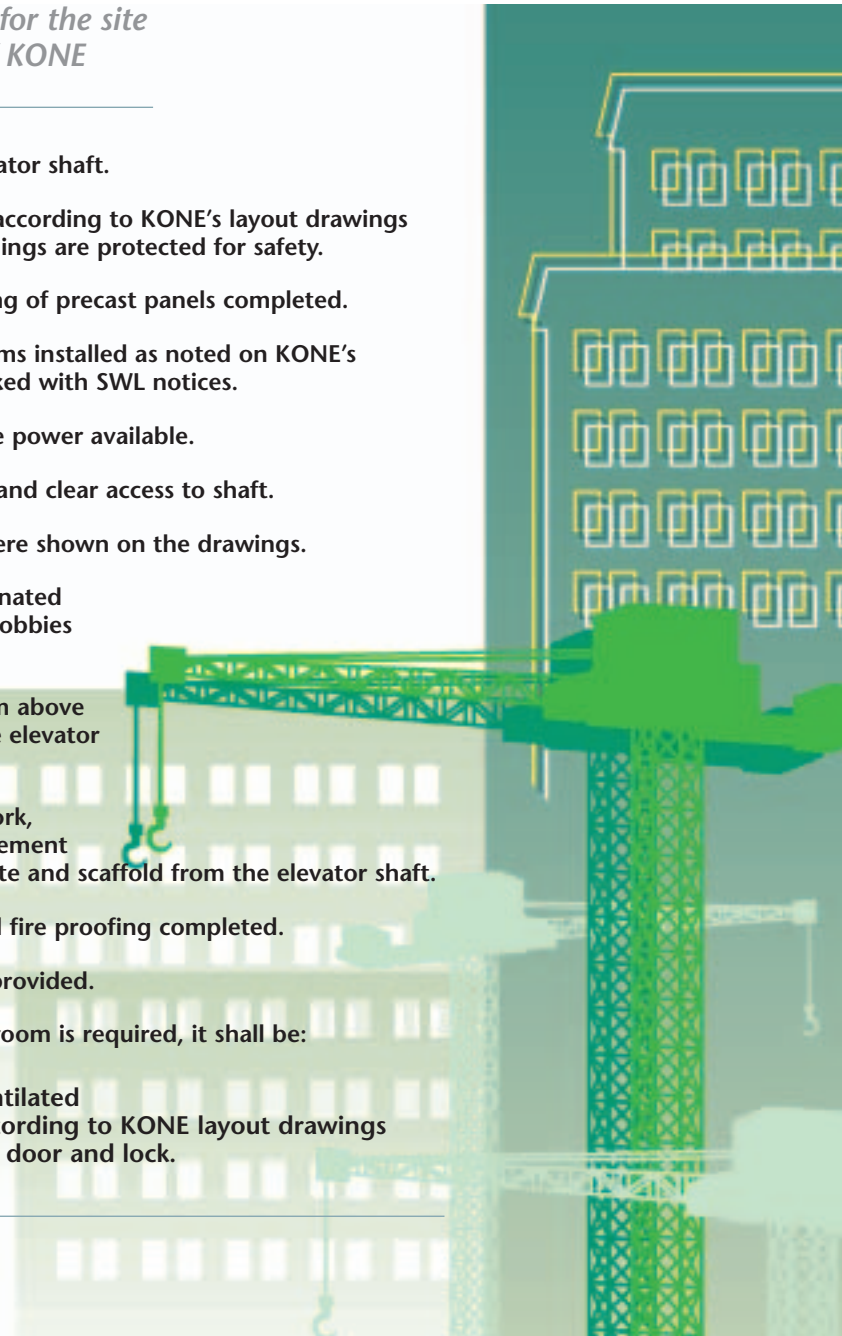
- the date to deliver the elevator material to the site.
- the date to carry out a laser survey of the elevator shaft.
- the date to start the installation.

We appreciate your co-operation. This will guarantee you the best results from our products and processes, and ensure safe site working conditions for all.

Close co-operation enables us to install the elevator as agreed within your project schedule. Meeting the five absolutes minimises co-ordination needs and risks of delay during the elevator installation.

Builder's Checklist for the site commencement of KONE

- Dry and clean elevator shaft.
- Shaft constructed according to KONE's layout drawings and the shaft openings are protected for safety.
- Sealing and caulking of precast panels completed.
- Lifting eyes or beams installed as noted on KONE's drawings and marked with SWL notices.
- Permanent 3-phase power available.
- Dry storage space and clear access to shaft.
- Telephone line where shown on the drawings.
- Safe and dry illuminated access to elevator lobbies and stairways.
- Datum Line at 1.0m above FFL adjacent to the elevator entrance.
- Remove all formwork, projecting reinforcement bars, rough concrete and scaffold from the elevator shaft.
- Fire protection and fire proofing completed.
- Ablution facilities provided.
- Where a machine room is required, it shall be:
 - Dry and clean
 - Painted and ventilated
 - Constructed according to KONE layout drawings
 - Provided with a door and lock.



A stylized, white outline of a human figure in a dynamic, forward-leaning pose, possibly representing a worker or a person in motion. The outline is composed of multiple parallel lines, giving it a sense of depth and movement. A small purple dot is visible on the figure's chest area.

MonoSpace® and MiniSpace® are more than a product innovation. They represent process innovation, introducing a new, simple and straight forward installation system with concrete advantages...

...through better co-operation on site.

www.kone.com

KEA-2003Mono/Mini

This publication is for general informational purposes and we reserve the right at any time to alter the product design and specifications. No statement it contains should be construed as a warranty or condition, express or implied, as to any product, its fitness for any particular purpose or quality, or any modification or representation of the terms of any purchase agreement. Minor differences between printed and actual colours may exist.