

Dedicated to People Flow™



FOR A HIGHER STANDARD OF LIVING FOR RESIDENTS

KONE MonoSpace® R-series



The new KONE R-series elevators rise to the challenge

The KONE R-series elevator range has been designed to meet four key objectives

- Deliver the most eco-efficient elevator solutions on the market.
- Increase the space efficiency of the KONE MonoSpace® machine-room-less elevator hoisting platform.
- Offer a wide and attractive KONE Design Collection with plenty of complete car interior designs.
- Provide valuable options that improve users' convenience in their daily lives.

To enable a higher standard of living for all concerned, we developed a higher standard of elevator.

HIGHLIGHTS

Eco-efficient from top to bottom

KONE have taken eco-efficiency to a totally new level, that lowers the elevator's total cost of ownership and minimises the environmental impact over the elevator's lifecycle.

See more on pages 6–7.

More compact than ever

KONE have maximised the car sizes, while minimising the shaft sizes. This increases the passenger's convenience, at the same time providing more design freedom for architects and saves construction costs for builders and developers.

See more on page 5.

More design alternatives

KONE have enhanced the selection of KONE Design Collection car interiors with a new multicoloured signalisation and energy-efficient ceilings using LED lights. Now it is easier than ever to adapt the elevator's car interior design to the style of any building.

See more on pages 8-9.





Full information on the range of options
can be downloaded from
www.kone.co.uk

KONE R-series – three complete elevator solutions covering all people flow requirements in residential buildings

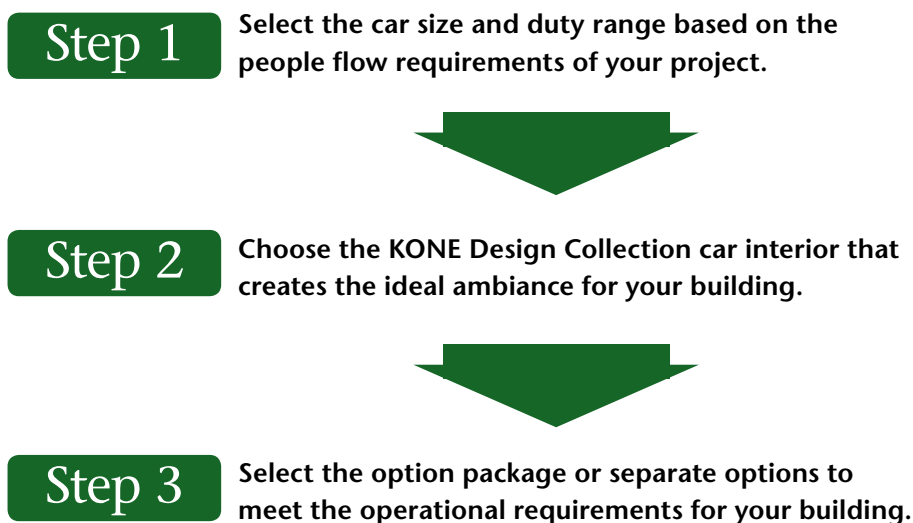
There are 3 elevator solutions in the KONE R-series range, to simplify selection while meeting the typical functional, architectural and people flow requirements in this segment. The KONE R3 offers cost effective attractive designs and the R5 is a mid-range model at an affordable price with numerous options. The KONE R7 is the top of the range, with many possibilities for customisation.

System specification	R3	R5	R7
Speed (m/s)	1.0	1.0 and 1.6	1.0 and 1.6
Load (kg)	450, 480, 630, 1000	450, 480, 630, 800, 1000	All loads up to 1000
Car dimensions	Standard	Standard and flexible	Standard and flexible
Number of stops	11	16	16
Travel (m)	35	55	55
Group size	2	3	4
Control System	Down Collective (DC)	Down Collective (DC)	Down Collective (DC)
Max number of starts / year	200 000	200 000	200 000

KONE have made the selection process as fast and straightforward as possible. The designs and options have been grouped to streamline the selection process into three simple steps. An on-line tool is available to make the process easier still, visit www.kone.co.uk.

If you want to fine-tune your elevators, either visually or functionally, you can choose from a wide selection of available materials, components and functional options.

Elevator specification in three simple steps



Built on the KONE MonoSpace® machine-room-less platform

The foundation of all KONE R-series elevators is the original KONE MonoSpace® machine-room-less platform. This platform has been the industry leader for more than 10 years. More than 200,000 units are in operation all over the world, with an unbeatable track record of operational reliability. Now this concept has been refined with the latest developments in energy and space efficiency.



KONE raises eco-efficiency to new heights

How much can you save?

The KONE R-series elevator, powered by the KONE EcoDisc® hoisting motor, consumes 50% less energy than a geared two-speed traction elevator and 70% less than a hydraulic elevator. But the hoisting motor is not the only thing that can reduce the total energy consumption of an elevator. KONE have analysed every function and option in order to reduce the total energy consumption to a level never seen before in this segment.

Regenerative drive

When the car is going down with a heavy load, it contains potential energy. The regenerative drive option recovers this energy. It can save up to 25% of the total energy consumed by a typical 8 person KONE MonoSpace elevator.

Eco-efficient car lighting

Surprisingly, the car lighting can represent up to 40% (equal to 1100 kWh) of the elevator's energy consumption. Halogen spots have been replaced with eco-efficient, long-lasting LED and modern fluorescent light technology. The lights are optimised for maximum efficiency and natural colour saturation. LED lights last up to 10 times longer than traditional halogen bulbs and use up to 80% less energy.

A green hoisting system

The KONE EcoDisc hoisting system made hydraulic and geared hoisting units obsolete. With this highly efficient drive system, the KONE MonoSpace has become the industry leader in elevator energy efficiency.

Stand-by when not in use

Lights, signalisation and ventilation can consume a considerable amount of energy even when the elevator is not moving. In a residential elevator with a low usage rate this can represent a considerable saving of annual energy costs. The KONE R-series offers several options to minimise this consumption.

1. Automatic car light operation turns off the lights automatically when the car is not in use and on again when the car is called.
2. Corridor illumination control automatically controls the light at the destination floor.
3. The power stage of the drive will be set to sleep mode when not in use.
4. Signalisation displays are dimmed when not in use.
5. The car fan is turned off when the elevator is not in use.

Not only energy efficient but also eco-efficient

Eco-efficiency has been the leading principle when developing KONE R-series elevators. Sustainable materials are used to minimise the ecological footprint. Halogen-free cables minimise hazardous fumes in case of fire (optional). Environmental Product Declarations (EPD) based on lifecycle analysis according to ISO 14040 are available for all R-series elevators.



KONE EcoDisc now regenerates electricity

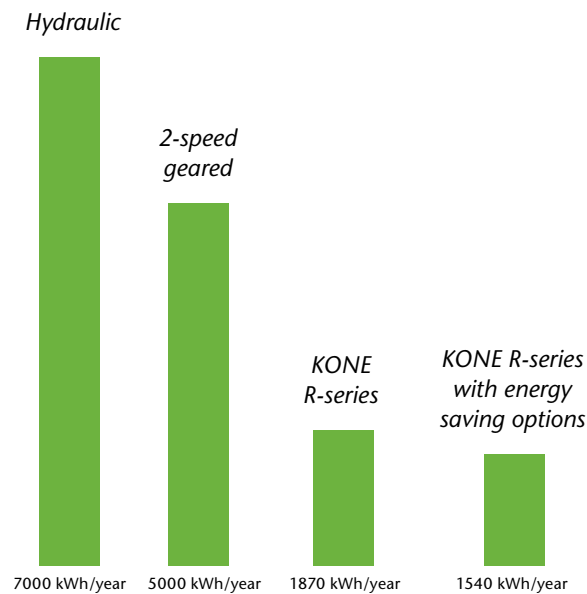
The KONE EcoDisc, equipped with a highly-efficient vector-controlled drive and optional regenerative capability, works as a generator when braking heavy loads or light cars. Instead of turning the braking energy into heat, the electricity is fed back to the network.



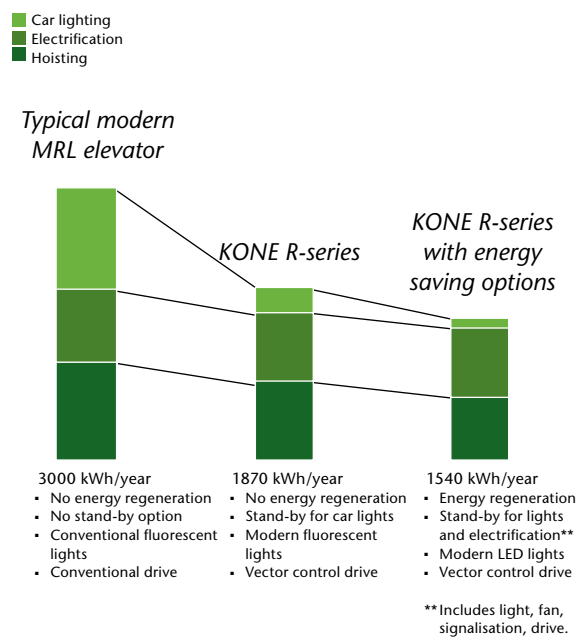
Energy efficient lighting can look good

LED lights are used in many KONE R-series ceilings. This technology is extremely energy efficient, while offering attractive ceiling alternatives. Also modern fluorescent light alternatives can result in energy savings of more than 50% compared to previous generation fluorescent lights.

Average Energy Consumption*



* The basis for the calculations is: an elevator speed of 1.0 m/s (0.63 for hydraulic), a load of 630 kg (8 persons) and 200,000 starts/year.






R5 SUMMER 0061



R7 WINTER 0161



R7 WINTER 0201



R7 AUTUMN 0191





KONE – the customer's choice

The value of your building depends on the impression it gives visitors and residents. Whether you are moving in or coming for a visit, the first impression is the one that lasts. The elevator plays an important role in this.

KONE's wide selection of designs and materials enables you to easily find the right car interior ambience to match your building's style.

The KONE FourSeasons™ car interior family for KONE MonoSpace® elevators represent the four seasons of Spring, Summer, Autumn and Winter. You can achieve the desired mood for your car interior by selecting from a designer's collection of complete car interior design solutions. You also have the freedom to mix and match the components in order to create thousands of combinations.

KONE can also provide custom-made interiors to meet your unique design requirements. Contact KONE for assistance with your choice.

The most eco-efficient elevator with matching car interior design

In order to take the eco-efficiency of KONE R-series elevators further still, we have collected all of the eco-efficient options in one pack. Together these can lower the energy consumption to about 1650 kWh per year in a typical residential application.

A series of car interiors inspired by nature, with cosy and warm looks, soft lighting and earthy natural colours, are designed to complete your selection of the most eco-efficient elevator.

Eco-Efficiency™ features	R3, R5, R7
Modern Fluorescent / LED light	○
Car Lighting Stand-by OCL A	●
Car Fan Stand-by OCV A	○
Drive Stand-by	●
Signalisation dimming at stand-by	●
Regenerative drive	○
Car light supply from solar cell*	○
KONE Nature Inspired Car Designs	○

* Solar cell supplied by third party.

● Built-in
○ Option available

Out of sight, out of mind - safe & speedy installation

Out of your sight and out of your way

The absence of a machine room not only saves construction costs. It also improves the installation speed and efficiency, keeping us out of your sight and critical path during construction. Improving the installation process has been an integral part of the development of the KONE R-series.

No need for crane or scaffolding

Installation efficiency is ensured by a unique scaffold-free installation system that offers an unrivalled degree of time-saving, safety and flexibility and avoids craneage. It also minimises disruption to other trades, as most of the work is done inside the well.

Dedicated tools and instruments


State-of-the-art tools are used for measurement and adjustments to assure not only smooth and efficient installation, but also for a smooth and quiet ride.

Efficient project management

A KONE Project Supervisor will handle the co-ordination of the entire installation process from beginning to end, ensuring completion on time and within budget.

Interruption-free installation

To assure smooth and interruption-free operation for both parties, KONE has established the Site Essentials, a mutual agreement and check list for readiness.







KONE provides innovative and eco-efficient solutions for elevators, escalators, doors, loading bays and access. We support our customers every step of the way; from design, manufacturing and installation to maintenance and modernisation. KONE is a global leader in helping our customers manage the smooth flow of people and goods throughout their buildings.

Our commitment to customers is present in all KONE solutions. This makes us a reliable partner throughout the life-cycle of the building. We challenge the conventional wisdom of the industry. We are fast, flexible, and we have a well-deserved reputation as a technology leader, with such innovations as KONE MonoSpace®, KONE MaxiSpace™, KONE InnoTrack™ and KONE UniDrive™. You can experience these innovations in architectural landmarks such as 30 St. Mary Axe and Broadgate and 201 Bishopsgate buildings, BAA Terminal 5, Emirates Stadium, Brunel University, Citigroup, Jubilee Line and St. Georges Wharf.

KONE employs approximately 35,000 dedicated experts to serve you globally and locally in 50 countries.

KONE plc

Head Office

KONE plc, Global House, Station Place,
Chertsey, Surrey KT16 9HW
sales.marketinguk@kone.com

Regional Offices

KONE plc, Unit 6, Elmwood, Chineham
Business Park, Basingstoke,
Hampshire RG24 8WG

KONE plc, Argil Lift Works,
86 Broad Street, Glasgow G40 2PX

KONE plc, Worth Bridge Road, Keighley,
West Yorkshire BD21 4YA

KONE plc, 34 Bedford Road,
Clapham, London SW4 7HJ

KONE plc, 1000 Birchwood Boulevard,
Birchwood, Warrington,
Cheshire WA3 7QL

General Enquiries

Tel: 0845 1 999 999

www.kone.co.uk



Key

- Offices
- Branches



The paper used in this publication is 80% recycled and exceeds the strict environmental standards laid down by the Forest Stewardship Council (FSC).

This publication is for general informational purposes only and we reserve the right at any time to alter the product design and specifications. No statement this publication contains shall be construed as a warranty or condition, express or implied, as to any product, its fitness for any particular purpose, merchantability, quality or representation of the terms of any purchase agreement. Minor differences between printed and actual colours may exist. KONE, KONE Care™, KONE Customer Care Centre™, KONE Remote Monitoring Services™, KONE Modular Based Maintenance™, KONE eOptimum™, KONE Care for Life™, KONE Voice Link™, KONE Data Link™ are registered trademarks of KONE Corporation. Copyright © 2008 KONE Corporation.