


Dedicated to People Flow™



C & R-SERIES: R3 R5 R7 & C5

KONE MonoSpace® Design Collection

KONE Design collection – when every detail counts

A new user experience

For KONE, the goal is to create the best possible user experience. A smooth ride and reliable performance ensure the ideal people flow, while the car interior design creates an aesthetically pleasing experience for each passenger.

There is more to this than mixing and matching the materials and components. The quality of materials, manufacturing process and assembly have to be first class to ensure that everything including the energy efficient lighting, innovative car operating panels and material combinations always supplement any type of architecture.

KONE has enhanced the lighting level, met the accessibility codes, and fulfilled the environmental requirements. With these standards as our base complemented by finishes available within this Design Book KONE has created complete harmony where all parts work together. The end result generates a positive user experience: aesthetically, functionally and emotionally.

The KONE FourSeasons™ Design Collection received the GOOD DESIGN™ 2008 award, as awarded by The Chicago Athenaeum: Museum of Architecture and Design.



LED light technology gives new possibilities for a visually pleasing look while saving energy. At the same time, it improves safety – LED lights last 10 times longer than halogen lights, so the lights are rarely burnt out.



8 PERSONS
950KG
2000W

1
2
3
4
5
6
7
8
9
10
11
12
13
14

Mix & Match

If you can't find exactly what you're looking for from our KONE Design Collection interiors, you can replace elements with alternatives from the range. Select ceilings, walls, doors, mirrors and accessories. There are thousands of possible combinations.

The possibilities
are almost limitless



KONE Design collection
Residential & commercial
selections

Residential selection

R3

Simplicity and functionality for when cost effectiveness is key.



R3 SPRING 0011

CEILING

Type: LF94
Material: Alpina White (R8)
coated metal
Light type: T5 fluorescent tubes

WALLS

Astoria Almond (R10) coated metal

FRONT WALLS

Astoria Almond (R10) coated metal

MIRROR

Partial height glass mirror

FLOOR

Dayton Grey (RC9) rubber

CAR OPERATING PANEL

KSS 420 partial height,
surface mounted COP
Faceplate material: Asturias Satin
(F) stainless steel

HANDRAIL

HR53 stainless steel (F)
rounded ends opposite to COP

Standard offering



R3 SUMMER 0021-A

CEILING

Type: LF94
Material: Alpina White (R8)
coated metal
Light type: T5 fluorescent tubes

WALLS

Avorio (R19) coated metal

FRONT WALLS

Monterrey Silver (R1) coated metal

MIRROR

Partial height glass mirror

FLOOR

Dayton Grey (RC9) rubber

CAR OPERATING PANEL

KSS 420 partial height,
surface mounted COP
Faceplate material: Asturias Satin
(F) stainless steel

HANDRAIL

HR53 stainless steel (F)
rounded ends opposite to COP



R3 AUTUMN 0031

CEILING

Type: LF94
Material: Silicon Grey (R2)
coated metal
Light type: T5 fluorescent tubes

WALLS

Rockford Red (R11) coated metal

FRONT WALLS

Silicon Grey (R2) coated metal

MIRROR

Partial height glass mirror

FLOOR

Dallas Black (RC6) rubber

CAR OPERATING PANEL

KSS 420 partial height, surface
mounted COP
Faceplate material: Asturias Satin
(F) stainless steel

HANDRAIL

HR53 stainless steel (F)
rounded ends opposite to COP



R3 WINTER 0041

CEILING

Type: LF94
Material: Silicon Grey (R2)
coated metal
Light type: T5 fluorescent tubes

WALLS

Monterrey Silver (R1) coated metal

FRONT WALLS

Monterrey Silver (R1) coated metal

MIRROR

Partial height glass mirror

FLOOR

Alexandria Blue (RC4) rubber

CAR OPERATING PANEL

KSS 420 partial height, surface
mounted COP
Faceplate material: Asturias Satin
(F) stainless steel

HANDRAIL

HR53 stainless steel (F)
rounded ends opposite to COP

A range of sophisticated and beautiful designs.



R5 SPRING 0091

CEILING
Type: LF94
Material: Alpina White (R8) coated metal
Light type: T5 fluorescent tubes

WALLS
Saginaw Merisier (L2) laminate

FRONT WALLS
Asturias Satin (F) stainless steel

MIRROR
Partial height glass mirror

FLOOR*
Bianco Perla (SF5) composite stone

CAR OPERATING PANEL
KSS D20 partial height COP
Pattern: Raster
Colour: Silver Grey

HANDRAIL
HR53 stainless steel (F) rounded ends

SKIRTING
Asturias Satin (F) stainless steel (not on front wall)

* For car loads ≥ 800 kg the composite stone floor is split.



R5 SUMMER 0061

CEILING
Type: LF94
Material: Silicon Grey (R2) coated metal
Light type: T5 fluorescent tubes

WALLS
Orlando Olive (L31) laminate

FRONT WALLS
Asturias Satin (F) stainless steel

MIRROR
Full height glass mirror

FLOOR
Dayton Grey (RC9) rubber

CAR OPERATING PANEL
KSS D20 partial height COP
Pattern: Mosaic
Colour: Mist Green

HANDRAIL
HR53 stainless steel (F) rounded ends

SKIRTING
Asturias Satin (F) stainless steel (not on front wall)

Standard offering



R5 AUTUMN 0111

CEILING
Type: LF97
Material: Silicon Grey (R2) coated metal
Light type: LED (square)

WALLS
Sedona Sandy (L20) laminate

FRONT WALLS
Asturias Satin (F) stainless steel

MIRROR
Partial height glass mirror

FLOOR
Detroit Grey (RC5) rubber

CAR OPERATING PANEL
KSS D20 partial height COP
Pattern: Raster
Colour: Silver Grey

HANDRAIL
HR51TR stainless steel (F) rounded ends

SKIRTING
Asturias Satin (F) stainless steel (not on front wall)



R5 WINTER 0081

CEILING
Type: LF98
Material: Asturias Satin (F) stainless steel
Light type: LED (rectangular)

WALLS
Asturias Satin (F) stainless steel

FRONT WALLS
Asturias Satin (F) stainless steel

MIRROR
Partial height glass mirror

FLOOR
Dallas Black (RC6) rubber

CAR OPERATING PANEL
KSS D20 partial height COP
Pattern: Raster
Colour: Sapphire Blue

HANDRAIL
HR51TR stainless steel (F) rounded ends

SKIRTING
Asturias Satin (F) stainless steel (not on front wall)

Simplicity and elegance for residential applications.



R5 SPRING 0051

CEILING
 Type: LF94
 Materials: Alpina White (R8)
 coated metal
 Light type: T5 fluorescent tubes

WALLS
 Oceanside Shell (L19) laminate

FRONT WALLS
 Asturias Satin (F) stainless steel

MIRROR
 Full height glass mirror

FLOOR*
 Bianco Perla (SF5) composite stone

CAR OPERATING PANEL
 KSS D20 partial height COP
 Pattern: Raster
 Colour: Silver Grey

HANDRAIL
 HR53 stainless steel (F)
 rounded ends

SKIRTING
 Asturias Satin (F) stainless steel
 (not on front wall)

* For car loads ≥ 800 kg the composite stone floor is split.



R5 SUMMER 0101

CEILING
 Type: LF94
 Material: Silicon Grey (R2)
 coated metal
 Light type: T5 fluorescent tubes

WALLS
 Saginaw Merisier (L2) laminate

FRONT WALLS
 Asturias Satin (F) stainless steel

MIRROR
 Full height glass mirror

FLOOR*
 Diorite Black (SF2) composite stone

CAR OPERATING PANEL
 KSS D20 partial height COP
 Pattern: Mosaic
 Color: Mist Green

HANDRAIL
 HR53 stainless steel (F)
 rounded ends

SKIRTING
 Asturias Satin (F) stainless steel
 (not on front wall)

* For car loads ≥ 800 kg the composite stone floor is split.



R5 AUTUMN 0071

CEILING
 Type: LF97
 Material: Silicon Grey (R2)
 coated metal
 Light type: LED (square)

WALLS
 Corsica Cherry (L3) laminate

FRONT WALLS
 Asturias Satin (F) stainless steel

MIRROR
 Partial height glass mirror

FLOOR
 Dallas Black (RC6) rubber

CAR OPERATING PANEL
 KSS D20 partial height COP
 Pattern: Mosaic
 Colour: Sand Beige

HANDRAIL
 HR53 stainless steel (F)
 rounded ends

SKIRTING
 Asturias Satin (F) stainless steel
 (not on front wall)



R5 WINTER 0121

CEILING
 Type: LF98
 Material: Asturias Satin (F)
 stainless steel
 Light type: LED (rectangular)

WALLS
 Portland Pearl (L18) laminate

FRONT WALLS
 Asturias Satin (F) stainless steel

MIRROR
 Full height glass mirror

FLOOR*
 Diorite Black (SF2) composite stone


CAR OPERATING PANEL
 4. KSS D20 partial height COP
 Pattern: Raster
 Color: Sapphire Blue

HANDRAIL
 HR53 stainless steel (F)
 rounded ends

SKIRTING
 Asturias Satin (F) stainless steel
 (not on front wall)

* For car loads ≥ 800 kg the composite stone floor is split.

Take it to the next level with attractive visuals.



R7 SPRING 0171

CEILING
Type: LF95
Materials: Alpina White (R8) coated metal and Asturias Satin (F) stainless steel
Light type: T5 fluorescent tubes

WALLS
Tuscany Pear (L10) laminate

FRONT WALLS
Asturias Satin (F) stainless steel

MIRROR
Full height glass mirror

FLOOR*
Bianco Perla (SF5) composite stone

CAR OPERATING PANEL
KSS D20 partial height COP
Pattern: Raster
Colour: Silver Grey

HANDRAIL
HR53 stainless steel (F) rounded ends

SKIRTING
Asturias Satin (F) stainless steel (not on front wall)

* For car loads ≥ 800 kg the composite stone floor is split.



R7 SUMMER 0181

CEILING
Type: LF96
Material: Asturias Satin (F) stainless steel
Light type: T5 fluorescent tubes

WALLS
Scottish Quad (K) stainless steel compensative panels

FRONT WALLS
Scottish Quad (K) striped stainless steel


MIRROR
Mirror polished stainless steel on three walls

FLOOR
America Ciliegio (RW1) real wood laminate

CAR OPERATING PANEL
KSS D20 partial height COP
Pattern: Mosaic
Colour: Sand Beige

HANDRAIL
HR53 stainless steel (F) rounded ends

SKIRTING
Asturias Satin (F) stainless steel (not on front wall)



R7 AUTUMN 0191

CEILING
Type: LF97
Material: Asturias Satin (F) stainless steel
Light type: LED (square)

WALLS
Washington Cherry (L13) laminate

FRONT WALLS
Asturias Satin (F) stainless steel


MIRROR
Full height glass mirror

FLOOR
Huntsville Hardwood (LR2) high pressure laminate

CAR OPERATING PANEL
KSS D20 partial height COP
Pattern: Mosaic
Colour: Mist Green

HANDRAIL
HR51TR stainless steel (F) rounded ends

SKIRTING
Asturias Satin (F) stainless steel (not on front wall)



R7 WINTER 0201

CEILING
Type: LF98
Material: Asturias Satin (F) stainless steel
Light type: LED (rectangular)

WALLS
Asturias Satin (F) stainless steel compensative panels

FRONT WALLS
Asturias Satin (F) stainless steel

MIRROR
Mirror polished stainless steel on three walls

FLOOR
Huntsville Hardwood (LR2) high pressure laminate

CAR OPERATING PANEL
KSS D20 partial height COP
Pattern: Raster
Colour: Sapphire Blue

HANDRAIL
HR53 stainless steel (F) rounded ends

SKIRTING
Asturias Satin (F) stainless steel (not on front wall)

Designed for a luxurious ride.



R7 SPRING 0131

CEILING

Type: LF95
Materials: Alpina White (R8) coated metal and Asturias Satin (F) stainless steel
Light type: T5 fluorescent tubes

WALLS

Asturias Satin (F) stainless steel compensative panels

FRONT WALLS

Asturias Satin (F) stainless steel

MIRROR

Mirror polished stainless steel on three walls

FLOOR*

Bianco Perla (SF5) composite stone

CAR OPERATING PANEL

KSS D20 partial height COP
Pattern: Raster
Colour: Silver Grey

HANDRAIL

HR53 stainless steel (F) rounded ends

SKIRTING

Asturias Satin (F) stainless steel (not on front wall)

* For car loads ≥ 800 kg the composite stone floor is split.



R7 SUMMER 0141

CEILING

Type: LF96
Material: Asturias Satin (F) stainless steel
Light type: T5 fluorescent tubes

WALLS

Yellowstone Beech (L11) laminate

FRONT WALLS

Asturias Satin (F) stainless steel

MIRROR

Full height glass mirror

FLOOR

America Ciliegio (RW1) real wood laminate

CAR OPERATING PANEL

KSS D20 partial height COP
Pattern: Mosaic
Colour: Sand Beige


HANDRAIL

HR53 stainless steel (F) rounded ends

SKIRTING

Asturias Satin (F) stainless steel (not on front wall)

Standard offering



R7 AUTUMN 0151

CEILING

Type: LF97
Material: Asturias Satin (F) stainless steel
Light type: LED (square)

WALLS

Tuscany Pear (L10) laminate

FRONT WALLS

Asturias Satin (F) stainless steel

MIRROR

Full height glass mirror

FLOOR*

Diorite Black (SF2) composite stone

CAR OPERATING PANEL

KSS D20 partial height COP
Pattern: Mosaic
Colour: Mist Green

HANDRAIL

HR53 stainless steel (F) rounded ends

SKIRTING

Asturias Satin (F) stainless steel (not on front wall)

* For car loads ≥ 800 kg the composite stone floor is split.



R7 WINTER 0161

CEILING

Type: LF98
Material: Asturias Satin (F) stainless steel
Light type: LED (rectangular)

WALLS

Asturias Satin (F) stainless steel

FRONT WALLS

Asturias Satin (F) stainless steel

MIRROR

Mirror polished stainless steel

FLOOR*

Diorite Black (SF2) composite stone

CAR OPERATING PANEL

KSS D20 partial height COP
Pattern: Raster
Colour: Sapphire Blue

HANDRAIL

HR51TR stainless steel (F) rounded ends

SKIRTING

Asturias Satin (F) stainless steel (not on front wall)

* For car loads ≥ 800 kg the composite stone floor is split.

Commercial selection

C5

Contemporary, smart casual. This is design that looks good on all occasions.



C5 METALLIC MAGIC SPRING 0551

CEILING
Type: LF95
Materials: Alpina White (R8) coated metal and Asturias Satin (F) stainless steel
Light type: T5 fluorescent tubes

WALLS
Asturias Satin (F) stainless steel

FRONT WALLS
Asturias Satin (F) stainless steel


MIRROR
Mirror polished stainless steel on three walls

FLOOR
Chicago Silver (VF1) vinyl

CAR OPERATING PANEL
KSS D20 partial height COP
Pattern: Raster
Colour: Silver Grey

HANDRAIL
HR53 stainless steel (F)
rounded ends

SKIRTING
Asturias Satin (F) stainless steel
(not on front wall)



C5 METALLIC MAGIC SUMMER 0561

CEILING
Type: LF96
Material: Asturias Satin (F) stainless steel
Light type: T5 fluorescent tubes

WALLS
Asturias Satin (F) stainless steel

FRONT WALLS
Asturias Satin (F) stainless steel


MIRROR
Mirror polished stainless steel on three walls

FLOOR
Philadelphia Copper (VF6) vinyl

CAR OPERATING PANEL
KSS D20 partial height COP
Pattern: Raster
Colour: Anthracite Black

HANDRAIL
HR53 stainless steel (F)
rounded ends

SKIRTING
Asturias Satin (F) stainless steel
(not on front wall)



C5 METALLIC MAGIC AUTUMN 0571

CEILING
Type: LF97
Material: Asturias Satin (F) stainless steel
Light type: LED (square)

WALLS
Flemish Linen (M) stainless steel

FRONT WALLS
Asturias Satin (F) stainless steel

MIRROR
Partial height glass mirror

FLOOR
Chicago Lead (VF2) vinyl

CAR OPERATING PANEL
KSS D20 partial height COP
Pattern: Raster
Colour: Evergreen

HANDRAIL
HR53 stainless steel (F)
rounded ends

SKIRTING
Asturias Satin (F) stainless steel
(not on front wall)



C5 WINTER METALLIC MAGIC 0581

CEILING
Type: LF98
Material: Asturias Satin (F) stainless steel
Light type: LED (rectangular)

WALLS
Asturias Satin (F) stainless steel

FRONT WALLS
Asturias Satin (F) stainless steel

MIRROR
Partial height glass mirror

FLOOR
Philadelphia Zinc (VF5) vinyl

CAR OPERATING PANEL
KSS D20 partial height COP
Pattern: Raster
Colour: Sapphire Blue

HANDRAIL
HR53 stainless steel (F) rounded ends

SKIRTING
Asturias Satin (F) stainless steel
(not on front wall)

Note: For through type cars handrail location and type may vary

When looks really matter – and when the luxurious ride is as important as custom cars.



C5 SPRING SILVER SOUND 0511

CEILING
Type: LF95
Materials: Alpina White (R8)
coated metal and Asturias Satin (F)
stainless steel
Light type: T5 fluorescent tubes

WALLS
Lucido Snow (L72) laminate

FRONT WALLS
Asturias Satin (F) stainless steel

MIRROR
Full height glass mirror

FLOOR
Cubic Cream (VF3) vinyl

CAR OPERATING PANEL
KSS D20 partial height COP
Pattern: Raster
Colour: Silver Grey

HANDRAIL
HR53 stainless steel (F) rounded
ends

SKIRTING
Asturias Satin (F) stainless steel
(not on front wall)

Standard offering



C5 SUMMER SILVER SOUND 0521

CEILING
Type: LF96
Material: Asturias Satin (F)
stainless steel
Light type: T5 fluorescent tubes

WALLS
Lucido Snow (L72) laminate

FRONT WALLS
Asturias Satin (F) stainless steel

MIRROR
Full height glass mirror

FLOOR
Cubic Rose (VF4) vinyl

CAR OPERATING PANEL
KSS D20 partial height COP
Pattern: Raster
Colour: Anthracite Black

HANDRAIL
HR53 stainless steel (F) rounded
ends

SKIRTING
Asturias Satin (F) stainless steel
(not on front wall)



C5 AUTUMN SILVER SOUND 0531

CEILING
Type: LF97
Material: Asturias Satin (F)
stainless steel
Light type: LED (square)

WALLS
Oceanside Shell (L19) laminate

FRONT WALLS
Asturias Satin (F) stainless steel

MIRROR
Partial height glass mirror

FLOOR
Chicago Silver (VF1) vinyl

CAR OPERATING PANEL
KSS D20 partial height COP
Pattern: Raster
Colour: Evergreen

HANDRAIL
HR53 stainless steel (F) rounded
ends

SKIRTING
Asturias Satin (F) stainless steel
(not on front wall)



C5 SILVER SOUND WINTER 0541

CEILING
Type: LF98
Material: Asturias Satin (F)
stainless steel
Light type: LED (rectangular)

WALLS
Portland Pearl (L18) laminate

FRONT WALLS
Asturias Satin (F) stainless steel

MIRROR
Partial height glass mirror

FLOOR
Chicago Lead (VF2) vinyl

CAR OPERATING PANEL
KSS D20 partial height COP
Pattern: Raster
Color: Sapphire Blue

HANDRAIL
HR53 stainless steel (F)
rounded ends

SKIRTING
Asturias Satin (F) stainless steel
(not on front wall)

Signalisation

Flush mounted KSS 130




Landing signalisation



KSH 130



KSH 130



KSL 130

Car Operating Panel (COP)

Faceplate finishings:
Scottish Quad, textured stainless steel, Asturias Satin (brushed)

Displays:
Scrolling dot matrix available in amber

Vandal resistant
(EN81-71 compatible)

Surface mounted signalisation ranges KSS 420



Landing signalisation



KSI 470



KSH 470




KSL 420

Car Operating Panel (COP)

Faceplate finishings:
Asturias Satin (F) stainless steel

Displays:
KSC 470 – 7-segment
KSC 471 – Dot matrix

KSS 470



Landing signalisation



KSI 471



KSL 470

Car Operating Panel (COP)

Faceplate finishings:
Asturias Satin (F) stainless steel

Displays:
KSC 470 – 7-segment
KSC 471 – Dot matrix


KSS 570



Landing signalisation



KSI 573



KSL 570

Car Operating Panel (COP)

Faceplate finishings:
Asturias Satin (F) stainless steel
Murano Mirror (H)
mirror polished stainless steel

Displays:
KSC 573 – Scrolling dot matrix
available in white and
amber
KSC 575 – Black and white LCD
Suitable for fire fighting elevators

Partial height signalisation ranges KSC D20

Solid colours



Snow White

Mosaic pattern



Mist Green

Sand Beige

Raster pattern



Sapphire Blue

Evergreen

Anthracite Black

Silver Grey



Horizon Blue



Amber Red



Ivory Black



Almond Green



Cherry Blossom

Landing signalisation



KSI D42



KSL D40



Snow White



Horizon Blue



Amber Red



Almond Green



Ivory Black
KSH D20

Car Operating Panel (COP)

Faceplate finishings:
Choice available from range

Displays:
Available in white, amber
and blue dot matrix

Suitable for fire fighting elevators

Mix & Match Options

Walls

Coated metal



Monterrey Silver (R1)



Silicon Grey (R2)



Astoria Almond (R10)



Rockford Red (R11)



Greenville Grass (R12)



Avorio (R19)

Stainless steel



Asturias Satin (F)



Scottish Quad (K)




Flemish Linen (M)


Laminate




Saginaw Merisier (L2)
Wood pattern




Corsica Cherry (L3)
Wood pattern



London Grey (L4)
Recycled



Portland Pearl (L18)



Oceanside Shell (L19)



Sedona Sandy (L20)



Orlando Olive (L31)



Lucido Snow (L72)

Wood veneer



Tuscany Pear (L10)



Yellowstone Beech (L11)



Washington Cherry (L13)

Floors

Rubber



Alexandria Blue (RC4)



Detroit Grey (RC5)




Dallas Black (RC6)




Dayton Grey (RC9)

Composite stone



Diorite Black (SF2)



Bianco Perla (SF5)

Laminate



America Ciliegio (RW1)
Wood



Huntsville Hardwood (LR2)
Wood pattern

Vinyl



Chicago Silver (VF1)




Chicago Lead (VF2)



Cubic Cream (VF3)



Cubic Rose (VF4)



Philadelphia Zinc (VF5)



Philadelphia Copper (VF6)

Choose from a wide variety of high quality interior materials. Any combination of wall, floor and ceiling materials is available, allowing you to match virtually any lobby design. Interiors are easily customised, enabling unique cars to be designed with features such as custom etching patterns in stainless steel, specific types of wood and other materials of choice. Custom materials and designs allow the elevator car to be seamlessly integrated with the appearance of the building lobby.

Maximum floor recess of 23mm for local finishing

Ceilings



Type: LF94
 Finishings: Silicon Grey (R2),
 Alpina White (R8) or Asturias Satin (F)
 Lighting: T5 fluorescent tubes



Type: LF95
 Finishing: Asturias Satin (F)
 with white reflector
 Lighting: T5 fluorescent tubes



Type: LF96
 Finishing: Asturias Satin (F)
 Lighting: T5 fluorescent tubes



Type: LF97
 Finishings: Silicon Grey (R2),
 Alpina White (R8) or Asturias Satin (F)
 Lighting: LED spot lights (square)
 Suitable for fire fighting elevators



Type: LF98
 Finishings: Silicon Grey (R2),
 Alpina White (R8) or Asturias Satin (F)
 Lighting: LED spot lights (rectangular)
 Suitable for fire fighting elevators




Type: LF88
 Finishings: Alpina White (R8)
 or Asturias Satin (F)
 Lighting: LED spot lights (round)
 Suitable for fire fighting elevators

Coated metal



R2
 Silicon Grey



R8
 Alpina White

Stainless steel




F
 Asturias Satin


Fixings



Black fixings




Stainless steel
 fixings



White fixings


Mirrors

Mirror polished
 stainless steel
 or glass, clear
 or smoked



Sizes:
 Partial width/Partial height (PW/PH)
 Full width/Partial height (FW/PH)
 Partial width/Full height (PW/FH)
 Full width /Full height (FW/FH)

Windows



Can be full or partial width,
 partial height is not available.

Full width only for cars with
 width up 1400 mm.

Stainless steel handrail is mandatory.
 Window frame is aluminium


R5 & R7 series only.

Handrail



HR53/HR53L: Brushed
 stainless steel
 (EN81-70 compliant)

Skirting




Made of Asturias Satin (F)
 stainless steel.
 Finished at each corner
 with metal caps.

Chair



Black plastic chair

Landing Doors



Frame door

Features:

- Front and rear entrance
- Glazed and semi-glazed options
- 2 hour fire rating
- Fire fighting, EN81-72 compliant doors

Door performance options:

- Advanced door opening
- Nudging function, reduced speed safety closing with warning buzzer
- Adjustable door opening and closing times

Safety devices

- Curtain of light fixed to door
- Car door lock and emergency unlocking device



Curtain of light



Side Opening Doors



Centre Opening Doors

Maintenance Access Panel

- Maintenance and rescue operations are integrated in a small cabinet
- Integrated at topmost landing door or one floor below
- Finishing in Asturias Satin, Scottish Quad, Flemish Linen or zinc coated
- To allow more flexibility a wall-mounted solution can be supplied
- Can be located on the side wall of the shaft



MAP integrated into door frame: Asturias Satin (F), Scottish Quad (K), Flemish Linen (M) or Zinc coated (Z)



Wall-mounted MAP: Aluminium (A) or Asturias Satin (F) stainless steel



MAP mounted on side wall: Aluminium (A) or Asturias Satin (F) stainless steel

KONE Deco

The KONE Deco option – a unique passenger experience

KONE Deco is a new concept that provides added beauty and character to your elevator car. Deco can be provided as a factory fitted item or designed locally to your requirements. KONE's factory fitted options give you the choice of a wide range of picture graphics designed specifically for the back wall of the elevator car.



KONE Visual Solutions for Glass Shafts



KONE Visual Shaft Kit

Glass has become an increasingly important component in the façades of modern buildings. When combined with glass elevator shafts, architects can provide passengers with a new kind of scenic elevator experience. One drawback of glass shafts, however, is that the elevator car's exterior, which is not always very appealing, is on full display.

KONE can provide a range of Visual Solutions to enhance the appearance of your glass elevator shaft, including cladding for some of the visible components and specially painted components that have been developed specifically for cars that run in glass shafts.

Whether you have a complete glass shaft or just one glass wall, you can choose any or all of the elements of the visual solution that maximise the appearance and value of your building.



Better people flow and PASSENGER CONVENIENCE

KONE DCS

The KONE DCS destination control system increases capacity, reduces passenger waiting times, and adapts quickly to changing traffic conditions. It increases the handling capacity of an elevator group in a high-rise building by 20 to 100% for incoming traffic during peak periods – but this is not at the expense of passenger comfort. On the contrary, car loads are low, and passenger comfort is high, compared to elevator groups using a conventional control system. The KONE DCS system was pioneered by KONE for the demanding traffic needs of office buildings.

Options and features

System features	R3	R5	R7	C5
KONE IDE300 Building door and elevator access integration		○	○	○
EN81-71 Vandal resistant lifts, category 1			○	○
EN81-72 Fire fighters lifts			○	○
EN81-73 Behaviour of lifts in the event of fire	●	●	●	●

Car interior design	R3	R5	R7	C5
KONE Design Collection (number of available car interiors)	4	8	8	8
Mix & Match car interior materials (inc. local flooring)			○	○
KONE Nature Inspired Design		○	○	○
Glass doors			○	○
KONE Deco			○	○

Eco-efficiency features	R3	R5	R7	C5
Regenerative drive		○*)	○*)	○*)
Fluorescent lighting	●	●	●	●
LED lighting		○	○	○
Car light stand-by (OCL A)	○	○	○	○
Ventilation stand-by (OCV A)		○	○	○
Signalisation dimming	○	○	○	○
Drive stand-by	○	○	○	○
Corridor illuminating control (CIC)		○	○	○
Car light supply from solar cell		○	○	○

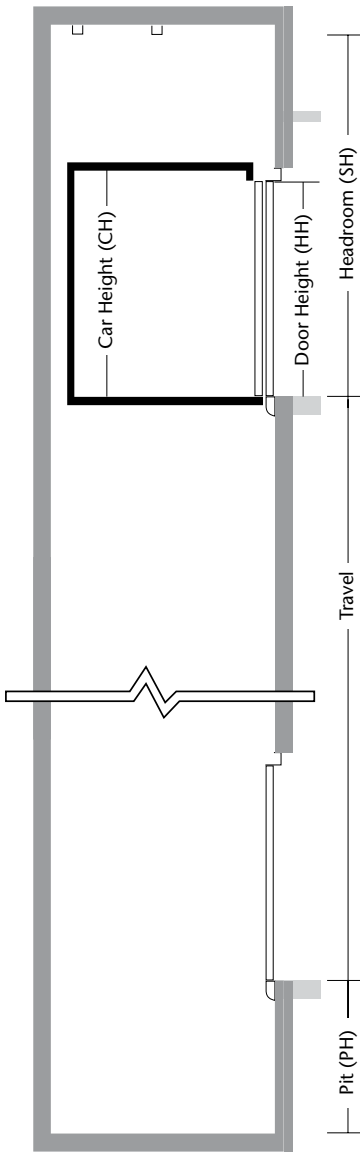
Accessibility features	R3	R5	R7	C5
EN81-70 Accessibility to lifts for persons including persons with disability	●	●	●	●
Car interior design according to EN81-70	●	●	●	●
Curtain of light (COL)	●	●	●	●
Lift announcer (ACU)	●	●	●	●
Door open with extended door time (DOE B)	○	○	○	○

Security features	R3	R5	R7	C5
Locking of car calls (LOC)		○	○	○
Compulsory stopping at main floor (CSM)		○	○	○
Priority call in car (PRC)		○	○	○

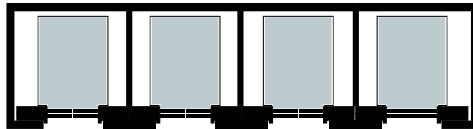
- Built-in
- Option available
- *) Please consult your KONE Sales Executive for proper specifications

Design Planning Guide

Planning Guide - 1.0m/s - 1.6m/s



The maximum number of elevators in a group is a 4 car group for this product. KONE can analyse the traffic conditions of your building and calculate the best elevator configuration. Please consult KONE on this issue.



- The dimensions and designs specified within this planning guide are examples of a selection of the KONE MonoSpace® range.
- For further details of required car sizes regarding disability access regulations, please contact KONE.
- KONE min FFL - FFL travel is 2550mm on Front Only arrangement cars.
- KONE min FFL - FFL travel is 400mm on through arrangement cars.
- All block workshafts must be designed with dense block work, please consult KONE on this issue.

Headroom
3400mm min from FFL
4100mm max from FFL

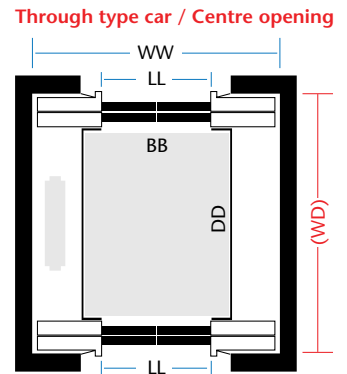
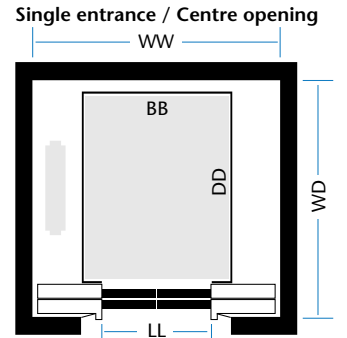
Car Height
2100 - 2200mm

Pit
With counterweight safety at 1.0m/s 1400mm

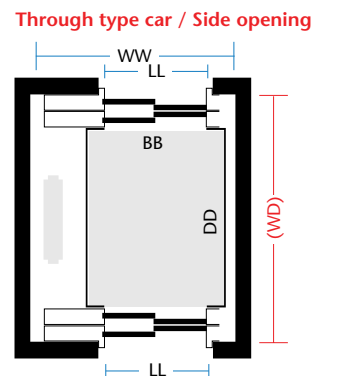
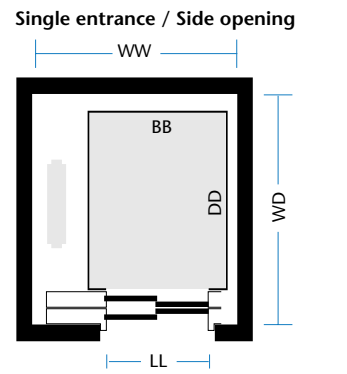
HEADROOM HEIGHT CH	
RATED SPEED	
0.63m/s	CH+1300
1.0m/s	CH+1300
1.6m/s	CH+1570

PIT DEPTH PD	
RATED SPEED	
0.63m/s	1100
1.0m/s	1100
1.6m/s	1350

Centre Opening



Side Opening



Persons/ Load kg	Car size BBxDD	Door width LL (mm)	Centre opening door Well Size (mm) WW x WD	Side opening door Well Size (mm) WW x WD
6/480	1000 x 1250	800		1500 x 1650 (1860)
6/480	1000 x 1250	900		1650 x 1650 (1860)
8/630	1100 x 1400	800	1800 x 1700 (1810)	1600 x 1800 (2010)
8/630	1100 x 1400	900	2000 x 1700 (1810)	1650 x 1800 (2010)
10/800	1350 x 1400	800	1900 x 1800	
10/800	1350 x 1400	900	2000 x 1800	
12/900	1400 x 1500	800	2000 x 1850 (1910)	
12/900	1400 x 1500	900	2000 x 1850 (1910)	2000 x 1950 (2110)
13/1000	1100 x 2100	800	1800 x 2400 (2510)	1600 x 2500 (2710)
13/1000	1100 x 2100	900	2000 x 2400 (2510)	1650 x 2500 (2710)
13/1000	1100 x 2100	1000	2200 x 2400 (2510)	1800 x 2500
13/1000	1600 x 1400	900	2150 x 1850	
13/1000	1600 x 1400	1000	2200 x 1850	
13/1000	1600 x 1400	1100	2400 x 1850	

Dimensions in red are for through car openings

Note: If EN81-72 or EN81-71 Cat 1 are required please contact your KONE Sales Executive as shaft sizes may increase.

Flexible car/shaft sizes available on request

KONE can offer lifts with the following code requirements:

EN81-70

EN81-71 Category 1 (vandal resistant)

EN81-72 (fire fighting)

EN81-73 (fire behaviour)

BS 5588 Pt 8 (evacuation)

Local building regulations

For options not shown, including loads, car sizes, entrance sizes and speeds, please contact your local KONE Sales Executive.



KONE provides innovative and eco-efficient solutions for elevators, escalators, doors, loading bays and access. We support our customers every step of the way; from design, manufacturing and installation to maintenance and modernisation. KONE is a global leader in helping our customers manage the smooth flow of people and goods throughout their buildings.

Our commitment to customers is present in all KONE solutions. This makes us a reliable partner throughout the life-cycle of the building. We challenge the conventional wisdom of the industry. We are fast, flexible, and we have a well-deserved reputation as a technology leader, with such innovations as KONE MonoSpace®, KONE MaxiSpace™, KONE InnoTrack™ and KONE UniDrive™.

On a local level KONE Ireland has developed an impressive project portfolio over the years and has developed many close customer relationships. With our experienced team of technicians, engineers and sales executives we provide a high quality and customer focused approach to installation and maintenance solutions.

KONE employs approximately 35,000 dedicated experts to serve you globally and locally in 50 countries.

KONE Ireland

Head Office

Dublin

KONE Ireland Limited ,
G7 Calmount Business Park,
Calmount Avenue,
Ballymount, Dublin 12

Tel +353 (0)1 4296200
Fax +353 (0)1 4296290
ireland@kone.com

Cork

KONE Ireland Limited,
Unit 18, Eastgate Drive,
Little Island,
Cork

Tel +353 (0)21 4524455
Fax +353 (0)21 4524459
ireland@kone.com

Belfast

KONE Ireland Limited,
31 Clarendon Road,
Belfast BT1 3DD,
Northern Ireland

Tel +44 (0)2890 312180
Fax +44 (0)2890 246604
ni.sales@kone.com

www.kone.ie