

# Mix & Match Options

## Walls


### Coated metal



Monterrey Silver (R1)



Silicon Grey (R2)



Astoria Almond (R10)



Rockford Red (R11)



Greenville Grass (R12)



Avorio (R19)

---

### Stainless steel



Asturias Satin (F)



Scottish Quad (K)




Flemish Linen (M)

---


### Laminate




Saginaw Merisier (L2)  
Wood pattern




Corsica Cherry (L3)  
Wood pattern



London Grey (L4)  
Recycled



Portland Pearl (L18)



Oceanside Shell (L19)



Sedona Sandy (L20)



Orlando Olive (L31)



Lucido Snow (L72)

---

### Wood veneer



Tuscany Pear (L10)



Yellowstone Beech (L11)



Washington Cherry (L13)

# Floors

## Rubber



Alexandria Blue (RC4)



Detroit Grey (RC5)




Dallas Black (RC6)




Dayton Grey (RC9)

---

## Composite stone



Diorite Black (SF2)




Bianco Perla (SF5)

---

## Laminate



America Ciliegio (RW1)  
Wood



Huntsville Hardwood (LR2)  
Wood pattern

---

## Vinyl



Chicago Silver (VF1)




Chicago Lead (VF2)



Cubic Cream (VF3)



Cubic Rose (VF4)



Philadelphia Zinc (VF5)



Philadelphia Copper (VF6)

Choose from a wide variety of high quality interior materials. Any combination of wall, floor and ceiling materials is available, allowing you to match virtually any lobby design. Interiors are easily customised, enabling unique cars to be designed with features such as custom etching patterns in stainless steel, specific types of wood and other materials of choice. Custom materials and designs allow the elevator car to be seamlessly integrated with the appearance of the building lobby.

Maximum floor recess of 23mm for local finishing

## Ceilings



Type: LF94  
 Finishings: Silicon Grey (R2),  
 Alpina White (R8) or Asturias Satin (F)  
 Lighting: T5 fluorescent tubes



Type: LF95  
 Finishing: Asturias Satin (F)  
 with white reflector  
 Lighting: T5 fluorescent tubes



Type: LF96  
 Finishing: Asturias Satin (F)  
 Lighting: T5 fluorescent tubes



Type: LF97  
 Finishings: Silicon Grey (R2),  
 Alpina White (R8) or Asturias Satin (F)  
 Lighting: LED spot lights (square)  
 Suitable for fire fighting elevators



Type: LF98  
 Finishings: Silicon Grey (R2),  
 Alpina White (R8) or Asturias Satin (F)  
 Lighting: LED spot lights (rectangular)  
 Suitable for fire fighting elevators




Type: LF88  
 Finishings: Alpina White (R8)  
 or Asturias Satin (F)  
 Lighting: LED spot lights (round)  
 Suitable for fire fighting elevators

### Coated metal



R2  
 Silicon Grey



R8  
 Alpina White

### Stainless steel




F  
 Asturias Satin


### Fixings



Black fixings




Stainless steel  
 fixings



White fixings


## Mirrors

Mirror polished  
 stainless steel  
 or glass, clear  
 or smoked



Sizes:  
 Partial width/Partial height (PW/PH)  
 Full width/Partial height (FW/PH)  
 Partial width/Full height (PW/FH)  
 Full width /Full height (FW/FH)

## Windows



Can be full or partial width,  
 partial height is not available.

Full width only for cars with  
 width up 1400 mm.

Stainless steel handrail is mandatory.  
 Window frame is aluminium


R5 & R7 series only.

## Handrail



HR53/HR53L: Brushed  
 stainless steel  
 (EN81-70 compliant)

## Skirting



Made of Asturias Satin (F)  
 stainless steel.  
 Finished at each corner  
 with metal caps.

## Chair



Black plastic chair