

The heart of your building™




KONE ReVive™

A MODULAR MODERNIZATION SOLUTION FOR ELEVATOR SIGNALIZATION

- Features such as audible button feedback, braille text and intercom provision provide safe and convenient access to your building.
- European and Asian visual designers have been used to prepare an elegant and attractive signalization solution to enhance the appearance of your building.
- Proven technology which has undergone extensive reliability and lifetime tests in our accredited reliability laboratory.
- The signalization will safely and efficiently guide the elevator users to their destination. This product complies with the major Asian lift and disable codes: AS1735:2001; AS1735.12:1999; GB7588:1995; JGJ50; HKCOP:2000; CP2:2000.
- KONE ReVive, when installed together with KONE ReSolve, will considerably reduce the down time of your elevator.
- This signalization solution is suitable for residential, commercial, office, hotel and hospital buildings up to 38 floors.
- 3 solutions are available: Flushline, Slimline pack A and pack B.
- Display types are dot matrix (red, white or blue) or 7-segments (red only).
- Button shapes are round or square.

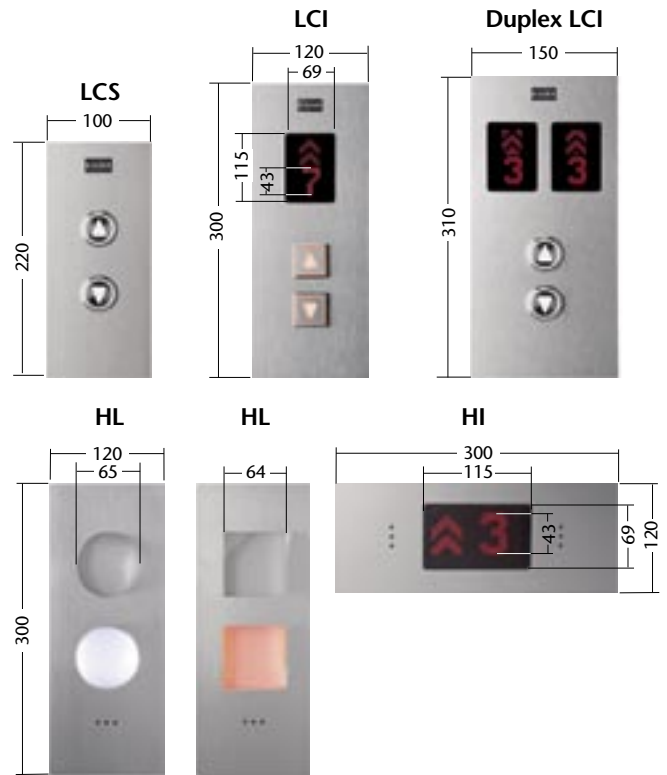
Dimensions for KONE ReVive™ COP*

| | STANDARD DIMENSIONS | | | |
|----------------------|---|-----------------------|---|-----------------------|
| | COP with integrated display (Faceplate thickness 3 mm) | | COP with separate display (Faceplate thickness 3 mm) | |
| | With attendant box | Without attendant box | With attendant box | Without attendant box |
| Up to 15 floors | 1250x225x65 mm | 1150x225x65 mm | 1150x225x65 mm | 1150x225x65 mm |
| From 16 to 24 floors | 1370x225x65 mm | 1270x225x65 mm | 1230x225x65 mm | 1120x225x65 mm |
| From 25 to 38 floors | 1600x225x65 mm | 1500x225x65 mm | 1450x225x65 mm | 1350x225x65 mm |



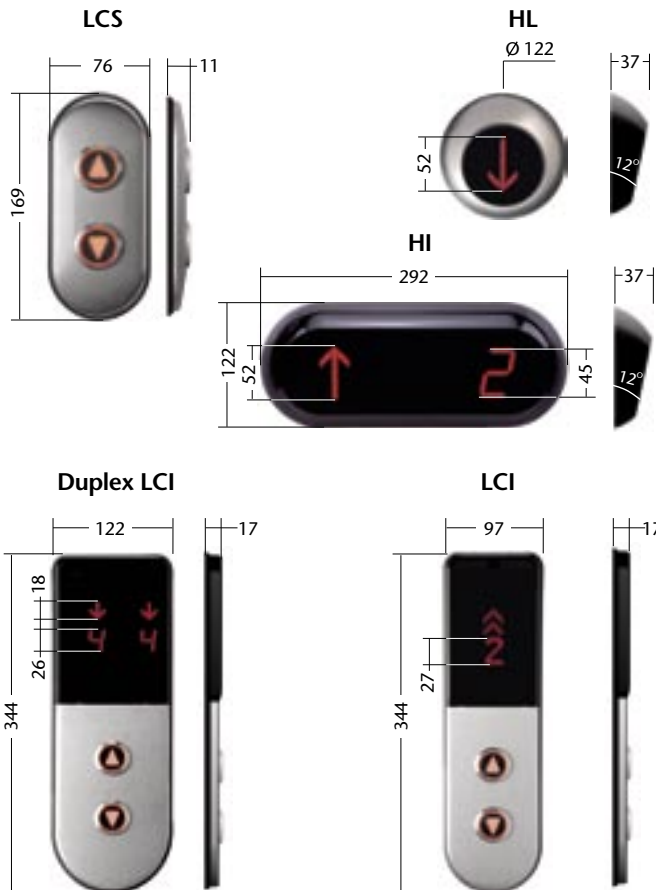
* Available in fixed or variable dimensions to fit to the existing back boxes

KONE ReVive™ Flushline*




* Available in fixed or variable dimensions to fit to the existing back boxes

KONE ReVive™ Slimline Pack A*



* Only available in fixed dimensions

KONE ReVive™ Slimline Pack B*



* Only available in fixed dimensions