

Glossary

Acidification potential

Chemical alteration of the environment, resulting in hydrogen ions being produced more rapidly than they are dispersed or neutralized. Occurs mainly through fallout of sulfur and nitrogen compounds from combustion processes. Acidification can be harmful to terrestrial and aquatic life.

CML-impact assessment method

CML methodology is based on midpoint modelling (problem oriented method). Pollutants are allocated to impact categories.

Eco-Indicator 99 (H,A) (EI99)

Damage factors in the hierarchism perspective. Pollutants are allocated to impact categories and are normalized by dividing the national total impact potentials. The environmental effects are then assigned to 'damage categories' which include the effects on human health, the quality of an ecosystem and the fossil and mineral resources.

Eutrophication potential

Enrichment of bodies of water by nitrates and phosphates from organic material or the surface runoff. This increases the growth of aquatic plants and can produce algal blooms that deoxygenate water and smother other aquatic life.

Exponential notation (E)

A way of writing numbers that accommodates values too large or small to be conveniently written in standard decimal notation, e.g. 7.21E-04 kg is equal to 0.000721 kg.

Functional unit

Quantified performance of a product system for use as a reference unit.

Global warming potential (GWP100)

The index used to translate the level of emissions of various gases into a common measure to compare their contributions to the absorption by the atmosphere of infrared radiation. Greenhouse gases are converted to CO2 equivalents with GWP factors, using factors for 100 years time interval (GWP100).

Ozone depletion potential (ODP)

The index used to translate the level of emissions of various substances into a common measure to compare their contribution to the breakdown of the ozone layer. ODPs are calculated as the change that would result from the emission of 2.2 lbs (1 kg) of a substance to that from emission of 2.2 lbs (1 kg) of CFC-11 (a freon).

Photochemical oxidants (POCP)

The index used to translate the level of emissions of various gases into a common measure to compare their contributions to the change of ground-level ozone concentration. POCPs are calculated as the change that would result from the emission of 2.2 lbs (1 kg) of a gas to that from emission of 2.2 lbs (1 kg) of ethylene.

Recycling ratio

Metals recovered as scrap from manufacturing processes and scrap from end of life treatment.



U.S. Operations Center

One KONE Court
Moline, Illinois 61265
1-800-956-KONE (5663)

Canadian Operations Center

80 Horner Avenue
Toronto, Ontario M8Z 4X8
1-416-252-6151

KONE Mexico, S.A. de C.V.

Clavel 227
Colonia Atlampa
Mexico City, D.F. 06450
+52.55.1946.0100

For the latest product information and interactive design tools, visit www.us.kone.com

U.S. Offices

Alabama Birmingham Mobile	205-833-1491 251-661-7522	Kansas Wichita	316-942-1201
Arizona Phoenix	602-269-7877	Kentucky Louisville	502-491-0565
Arkansas Little Rock	501-758-1889	Louisiana Baton Rouge New Orleans	225-291-5270 504-736-0776
California Los Angeles Sacramento San Diego San Francisco Santa Barbara	562-921-1555 916-372-1458 858-679-2400 510-351-5141 805-349-1013	Maine Maryland Baltimore	781-828-6355 410-766-2100
Colorado Denver	303-792-3423	Massachusetts Boston	781-828-6355
Connecticut Hartford	860-257-9277	Michigan Detroit Grand Rapids	734-513-6944 616-534-3300
Delaware	856-251-1555	Minnesota Minneapolis	651-452-8062
District of Columbia Washington, DC	301-459-8660	Mississippi Jackson	601-939-7597
Florida Jacksonville Miami Naples Orlando Tampa	904-292-0225 954-437-4300 239-598-9310 407-812-8033 813-635-0330	Missouri Kansas City St. Louis Springfield	816-531-2140 314-521-8800 417-862-1174
Georgia Atlanta	770-427-3373	Montana Helena	406-449-1399
Hawaii Honolulu	808-836-2231	Nebraska Omaha	402-592-7381
Idaho	801-977-1144	Nevada Las Vegas	702-269-0919
Illinois Chicago Peoria Quad Cities Rockford	630-629-3100 309-697-9011 309-797-3232 815-874-1502	New Hampshire New Jersey High Bridge	781-828-6355 908-638-6881
Indiana Fort Wayne Indianapolis	260-484-9586 317-788-0061	New Mexico Albuquerque	505-888-0626
Iowa Des Moines Quad Cities	515-243-0109 309-797-3232	New York Albany New York City	518-464-0002 718-361-7200
		North Carolina Charlotte	704-597-0430

Canada Offices

Alberta Calgary Edmonton	403-275-5650 780-452-9227	Manitoba Winnipeg	204-895-2942	Kingston	613-531-6262
British Columbia Vancouver Victoria Kelowna	604-777-5663 250-384-0613 250-491-1838	Nova Scotia Halifax	902-450-1102	Ottawa	613-225-8222
		Ontario Hamilton	905-648-3188	Toronto	905-948-2230
				Quebec Montreal Quebec City Sherbrooke	514-284-2025 418-877-1494 819-821-2182

KONE Inc. reserves the right to alter design and specifications without prior notice.

KONE and KONE EcoDisc are registered trademarks of KONE Inc. Dedicated to People Flow is a trademark of KONE Inc.

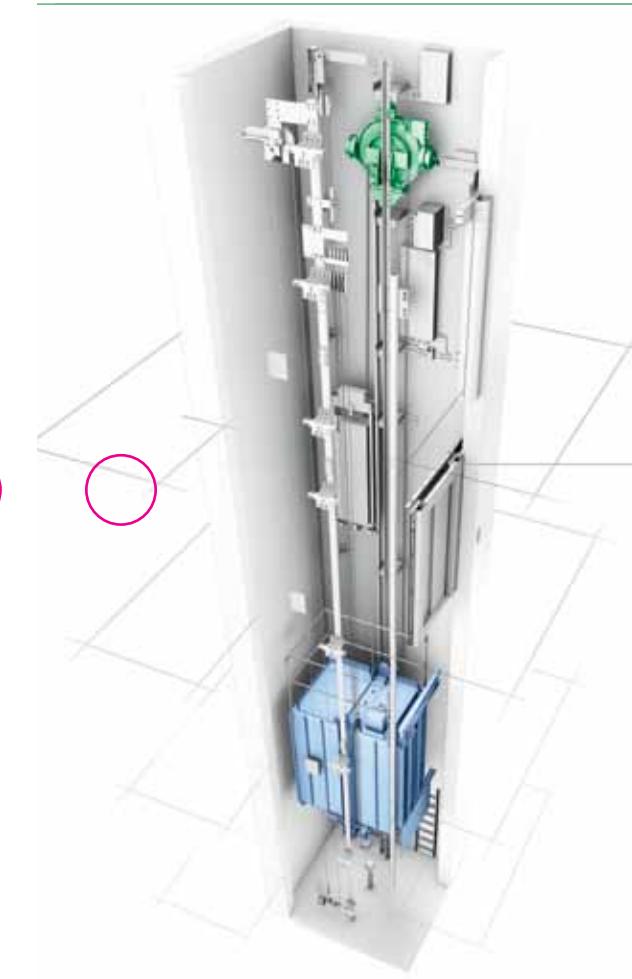
"USGBC" and related logo is a trademark owned by the U.S. Green Building Council and is used by permission.

©2009 KONE Inc.
SF2882 Rev 0910
Printed in U.S.A.



This document is printed using soy-based inks.

Dedicated to People Flow™



Environmental Product Declaration

KONE EcoSpace™

This document has been developed in collaboration with VTT, Technical Research Centre of Finland. VTT is a contract research organization involved in many international assignments. With its more than 2700 employees, VTT provides a wide range of technology and applied research services for its clients, private companies, institutions and the public sector. VTT is striving to improve the well-being of society and to enhance the technical and economic performance of its clients.



References

ISO 14025. Environmental labels and declarations. Type III environmental declarations. Principles and procedures. 2006-12-18.

ISO 14040. Environmental management. Life cycle assessment. Principles and framework. 2006-12-18.

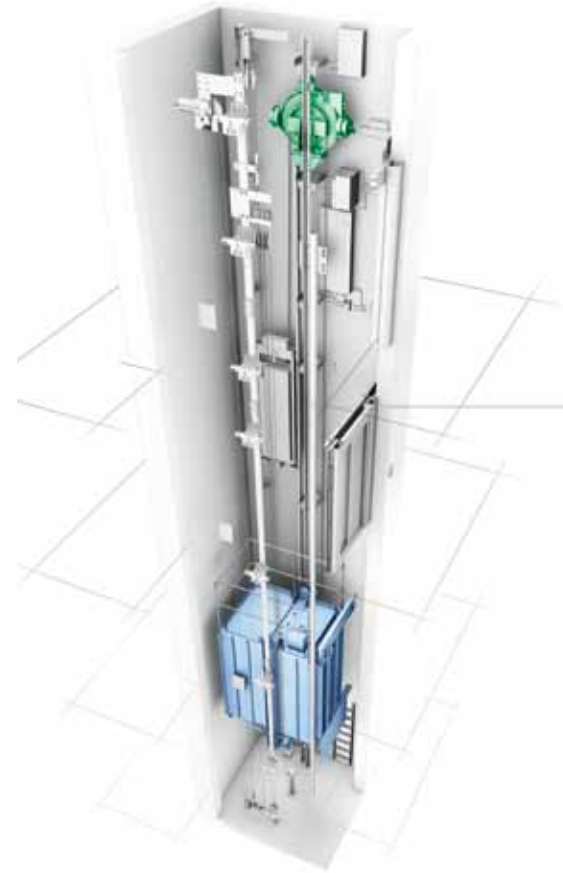
ISO 14044. Environmental management. Life cycle assessment. Requirements and guidelines. 2006-12-18.

Tonteri, Hannele, Anttila, Anna & Kujanpää Marjukka. The Life Cycle Assessment of KONE EcoSpace™ Elevator. Research report No VTT-R-06118-09. VTT. Espoo, Finland 2009.

Environmental Product Declaration

General information

The Environmental Product Declaration provides you, as a KONE customer, information on environmental performance of KONE products and services. The Environmental Product Declaration is carried out according to the ISO 14025 standard. In addition, the ISO 14001 Environmental Management System is implemented in several KONE units. For the latest, updated information on KONE Elevators & Escalators responsibility including Environmental Management, see www.kone.com.



Product description – KONE EcoSpace™

- Elevator solution
- Load range: 2000 lb (907 kg) – 5000 lb (2268 kg)
- Rated Speed: 150 fpm (0.75 m/s)
- Travel range: up to 83'-0" ft (25 m)

The results of the Environmental Product Declaration are valid for typical low-rise (2-10 landing) elevators based on KONE EcoSpace™ platform.

Environmental performance

The Life Cycle Assessment (LCA) is a tool for assessing the environmental impacts associated with a product, process or service throughout its life cycle. The LCA of a KONE EcoSpace™ elevator was applied in compliance with the requirements of the ISO 14040 and ISO 14044 standards.

Functional Unit

The function of an elevator is to give people access to multi-story buildings. The functional unit is 0.6 mi (1 km) distance traveled by the elevator. The LCA results for the whole life cycle are also represented in this Environmental Product Declaration.

System Boundaries

The Life Cycle Assessment covers the important environmental aspects for raw material production, component manufacturing, installation, use, maintenance and end of life treatment i.e. full chain assessment. Transportation is included to the stages of the life cycle. The Life Cycle Assessment includes consumption of raw materials and energy resources as well as emissions and waste generation.

The Life Cycle Assessment is based on an estimated lifetime of 25 years with a frequency of starts at 100,000 per year and average traveling height 18 ft (5.5 m) in Dallas. One typical EcoSpace™ elevator case was calculated: 5 floors, 8 persons 1,389 lb (630 kg), 197 fpm (1.0 m/s). National mix of energy has been used for calculating emissions during component manufacturing and USA mix of energy has been used for calculating emissions caused by energy consumption during the use stage.

The total global recycling ratio for metals is assumed to be 95%. Metals are recovered as scrap from the manufacturing processes and from end of life treatment.

The data used in Life Cycle Assessment is collected from the manufacturer and the suppliers as well as LCA-databases. If no suitable data is available, the expert opinion or the best estimation is used.

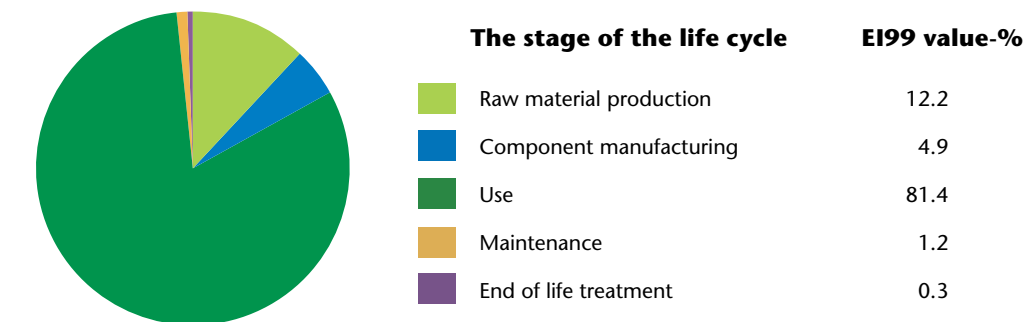
The most significant environmental impacts

About 87% of carbon dioxide (CO₂) emissions, 69% of nitrogen oxide (NO_x) emissions and 88% of sulphur oxide (SO_x) emissions are generated during the use stage. By comparison, during material production, carbon dioxide emissions are 9%, and during component manufacturing 3% of the total carbon dioxide emissions. About 90% of the total primary energy is consumed during the use stage.

Total primary energy and emissions to air		
	Values are calculated per elevator, with reference operation 0.6 mi (1 km)	Values are calculated per elevator in the whole life cycle
Total primary energy	83.4 MJ	1147150 MJ
Emissions to air		
CO ₂	8.93 lb (4.05 kg)	122,858.6 lb (55,727.7 kg)
NO _x	0.020 lb (0.009 kg)	280.9 lb (127.4 kg)
SO _x	0.049 lb (0.022 kg)	675.1 lb (306.2 kg)
Particulates	0.002 lb (0.0009 kg)	27.3 lb (12.4 kg)

The Impact Assessment phase of LCA evaluates the significance of potential environmental impacts throughout the product life cycle. The shares of the total environmental impacts of the life cycle stages have been calculated using Eco-Indicator 99 (H,A) method and the factors of CML-Impact Assessment method. The absolute values of the eco-indicators are not highly relevant because the main purpose is to compare relative differences between products or processes.

The shares of the total environmental impacts of the life cycle stages using Eco-Indicator 99 method



The most significant environmental aspects of the elevator are fossil fuels particularly natural gas, hard coal and crude oil, and air emissions particularly carbon dioxide, nitrogen oxides, sulphur oxides, and particulates according to CML-Impact Assessment (impact categories included are global warming, eutrophication, photochemical oxidants and acidification) and Eco-Indicator 99 methods.

Emissions expressed in terms of environmental impact categories			
Category of impact	Equivalent unit	Values are calculated per functional unit, 0.6 mi (1 km) distance traveled by the elevator	Values are calculated per the whole life time of the elevator
Global warming (GWP100)	kg CO ₂ eq.	4.3	58896
Ozone layer depletion (ODP)	kg CFC-11 eq.	6.8E-08	9.3E-04
Eutrophication	kg PO ₄ – eq.	1.3E-03	18.5
Photochemical oxidants	kg ethylene	1.2E-03	16.6
Acidification	kg SO ₂ eq.	3.0E-02	408

* Values are calculated according to the factors of CML-Impact Assessment method.

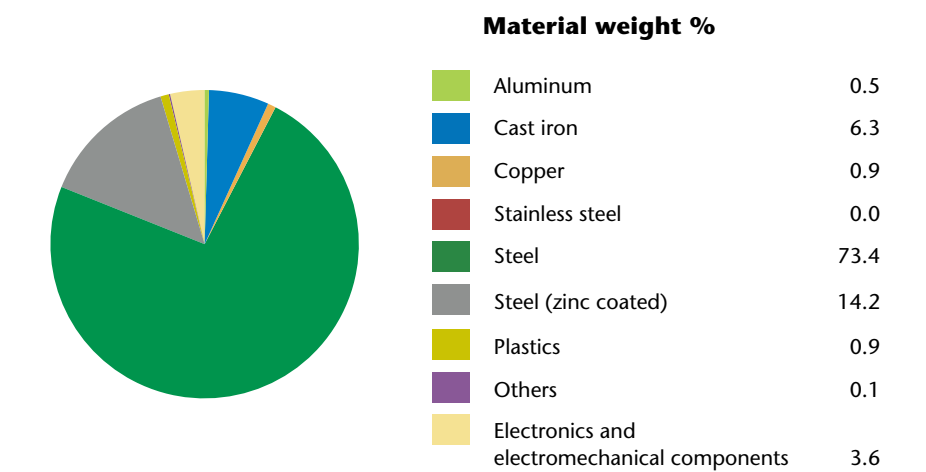
The Life Cycle Assessment shows that most of the environmental impacts of an elevator life cycle are due to the electricity used for operating the elevator during the use stage. Electricity is consumed in moving passengers and goods, illumination and control of the equipment.

Elevator electricity consumption during the use stage	
The frequency of starts/year	The energy consumption/year [kWh]
100,000	2455

Additional environmental Information

Product material content

KONE EcoSpace™ is mainly composed of steel and cast iron.



The product does not contain asbestos, paints containing lead or cadmium pigments, condensators containing PCB's or PCT's, ozone layer depleting chemicals such as CFC's, or chlorinated solvents. Mercury is not used in other applications than lighting and batteries. Cadmium stabilizers are not used in plastics.

Recycling description

End of life treatment of the elevator is multi-metal scrap recycling. The metals, that are about 95% of the elevator material weight, are recyclable. When metals are recycled there is a clear reduction in environmental impacts, primarily because recycling of metals lowers the demand for primary metals as raw materials. Plastics can be used for energy recovery or landfilled.

An elevator includes a lead battery and, depending on selection of lighting, may include standard fluorescent lamps that contain mercury. Both require dismantling and hazardous waste management procedure to be followed when disposed. The KONE EcoDisc® elevator hoisting machine contains no oil. Electronics and electromechanical components waste is collected and treated separately.

Packaging includes wood (69%), cardboard and paper (18%), plywood (12%) and plastics (1%). Wood, cardboard, paper and plywood can be recycled or used for energy recovery. Plastics can be used for energy recovery or landfilled.