


# KSS 670 Zeta

KONE Signalization System



- *The signalization components are flush mounted with stainless steel faceplates, which can be finished in Asturias Satin (brushed), Murano Mirror (polished) or Golden Mirror (coated with titannitride).*
- *Chamfered edges on the faceplates, together with optional decorative display frames, add more detailed finishing to the signalization. All displays are scrolling dot matrix.*
- *Round and square surface mounted stainless steel buttons are available.*
- *The display and button color options are white, amber and ALTA blue.*
- *The KSS 670 signalization system enables compliance with the EN 81-70 Accessibility standard.*

**KSS 670 is a flush mounted signalization family**


**Faceplate finishings:**  
 Asturias Satin (brushed)  
 Murano Mirror (polished)  
 Golden Mirror (coated with titaniumtride)

**Displays:**  
 Scrolling dot matrix  
 Black and white LCD  
 (for KSC 675 and KSI 675 only)

**Buttons:**  
 Surface mounted, round or square

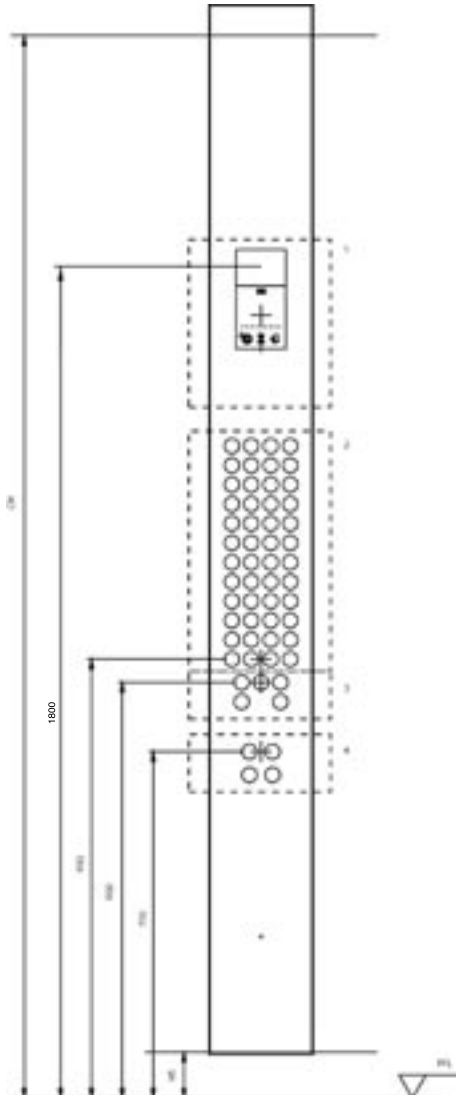
**Color options:**  
 White, amber and ALTA blue

**Gong sound options:**  
 Standard, Attention and Smooth



**Car operating panel**

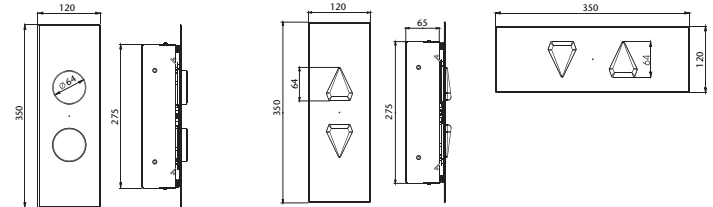
**KSC 673** scrolling dot matrix / **675** black and white LCD



**Hall lanterns**

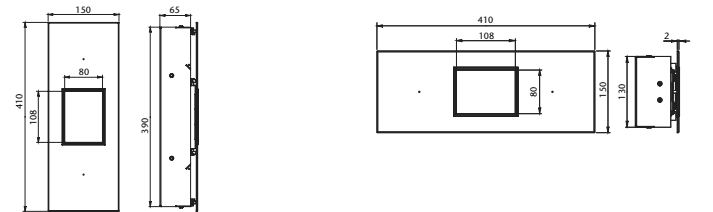
*Dimensions are in mm*

**KSH 660** with round lantern **KSH 670**

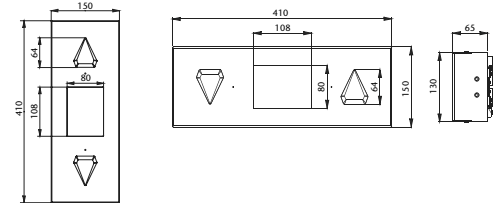


**Hall lantern indicators**

**KSI 673** scrolling dot matrix display **KSI 675** black and white LCD display  
 (with or without decorative display frame)



**KSA 673** with lantern arrows and scrolling dot matrix display



**Landing call stations**

**KSL 670**

**KSL 672** with one or two scrolling dot matrix displays

