

Dedicated to People Flow™



KONE MONOSPACE®

KONE Mix & Match component catalogue

Ceilings



Type: LF94
 Finishings: Silicon Grey (R2),
 Alpina White (R8) or Asturias Satin (F)
 Lighting: T5 fluorescent tubes



Type: LF95
 Finishing: Asturias Satin (F)
 with white reflector
 Lighting: T5 fluorescent tubes



Type: LF96
 Finishing: Asturias Satin (F)
 Lighting: T5 fluorescent tubes



Type: LF97
 Finishings: Silicon Grey (R2),
 Alpina White (R8) or Asturias Satin (F)
 Lighting: LED spot lights (square)




Type: LF98
 Finishings: Silicon Grey (R2),
 Alpina White (R8) or Asturias Satin (F)
 Lighting: LED spot lights (rectangular)




Type: LF88
 Finishings: Alpina White (R8)
 or Asturias Satin (F)
 Lighting: LED spot lights (round)

Coated metal



R2
 Silicon Grey



R8
 Alpina White

Stainless steel



F
 Asturias Satin

Walls

Stainless steel



F
 Asturias Satin



K
 Scottish Quad



M
 Flemish Linen

Coated metal



R1
 Monterrey Silver



R2
 Silicon Grey



R10
 Astoria Almond



R11
 Rockford Red



R19
 Avorio

Laminate




L2
 Saginaw Merisier



L3
 Corsica Cherry



L4
 London Grey



L18
 Portland Pearl




L19
 Oceanside Shell



L20
 Sedona Sandy



L31
 Orlando Olive



L72
 Lucido Snow

Real wood laminate



L10
 Tuscany Pear

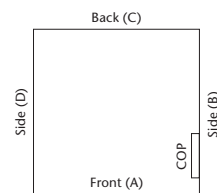


L11
 Yellowstone
 Beech



L13
 Washington
 Cherry

NOTE: Zinc
 coated steel for
 local painting is
 also available



Front wall options:
 F, K, M, zinc coated
 or same as wall material
 except for laminates.

Floors


Vinyl



VF1
Chicago Silver




VF2
Chicago Lead



VF3
Cubic Cream



VF4
Cubic Rose



VF5
Philadelphia
Zinc



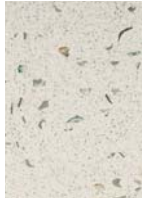
VF6
Philadelphia
Copper

Patterns are scaled to 20%
of the original.

Composite stone



SF2
Diorite Black



SF5
Bianco Perla

Rubber




RC4
Alexandria Blue



RC5
Detroit Grey



RC6
Dallas Black



RC9
Dayton Grey

Wooden laminate



LR2
Huntsville
Hardwood

Real wood laminate



RW1
America Ciliegio

Mirrors

Mirror polished
stainless steel
or glass, clear
or smoked

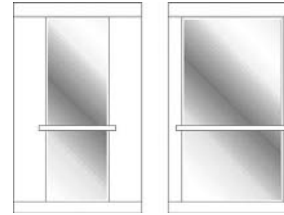


Mirrors are available in:

- Partial width/partial height
- Full width/partial height
- Partial width/full height
- Full width/full height

Note: Mirror polished
stainless steel is always
full height.

Windows



Can be full or partial width,
partial height is not available.

Full width only for cars with
width up to 1400 mm.

Stainless steel handrail is
mandatory.
Window frame is aluminium.

Skirting



Made of Asturias Satin (F)
stainless steel.

Flip seat



Black plastic seat

Handrails



HR50: Aluminium



HR51: Straight ends, brushed
stainless steel
HR51TR: Rounded with curved
ends, brushed stainless steel



HR53/HR53L: Brushed
stainless steel
(EN81-70 compliant)



HR54: Wood with America
Ciliegio finishing
HR55: Wood with Huntsville
Hardwood finishing

The possibilities are almost limitless

If you cannot find precisely the right combination of doors, floors, walls and other components from KONE Design Collection, you can choose any components and mix and match them.

Flush mounted, vandal resistant KSS 130 signalization



Landing devices



KSH 133



KSH 130



KSH 130



KSL 130

Car Operating Panel (COP)

Faceplate finishing:
Scottish Quad (K) stainless steel
or Asturias Satin (F) stainless steel

Display:
Scrolling dot matrix

Floor buttons:
Max. 18 floors

Surface mounted KSS 420 signalization



Landing devices



KSH 370



KSH 470



KSI 370



KSI 470



KSI 471



KSL 420

Car Operating Panel (COP)

Faceplate finishing:
Asturias Satin (F) stainless steel

Displays:
KSC 420 – 7-segment
KSC 421 – Dot matrix

Floor buttons:
Max. 14 floors

**Surface mounted
KSS 470 signalization**



Landing devices



KSH 370 KSH 470



KSI 370



KSI 470



KSI 471



KSL 470

Car Operating Panel (COP)

Faceplate finishings:
Asturias Satin (F) stainless steel

Displays:
KSC 470 – 7-segment
KSC 471 – Dot matrix

Floor buttons:
Max. 14 floors

**Surface mounted
KSS 570 signalization**



Landing devices



KSH 570



KSI 573



KSA 573



KSL 570

Car Operating Panel (COP)

Faceplate finishings:
Asturias Satin (F) stainless steel
Murano Mirror (H)
mirror polished stainless steel
Golden mirror stainless steel,
coated with titanium

Displays:
KSC 573 – Scrolling dot matrix
KSC 575 – Black and white LCD


Floor buttons:
Max. 28 floors

KONE Design signalization


KSS D20

KSC D20 partial height Car Operating Panel (COP)

Solid colors



Mosaic pattern



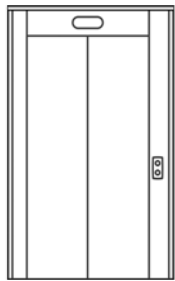
Raster pattern



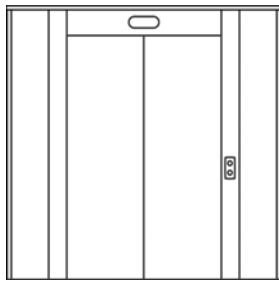
Landing devices



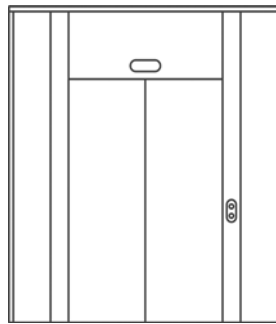
Landing doors



Frame door



Front door



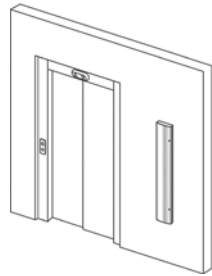
Full front door

KES600 mid-duty landing doors are also available with window or glass door.

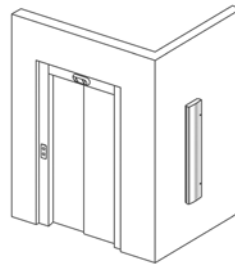
Maintenance Access Panel (MAP)



MAP integrated into door frame: Asturias Satin (F), Scottish Quad (K), Flemish Linen (M) or Zinc coated (Z)



Wall-mounted MAP: Aluminium (A) or Asturias Satin (F) stainless steel



MAP mounted on side wall: Aluminium (A) or Asturias Satin (F) stainless steel

Door finishes


★ AMDV LANDING DOORS
★ KES600 LANDING DOORS

★ CAR DOORS


Stainless steel




F ★★☆☆
Asturias Satin



K ★★☆☆
Scottish Quad

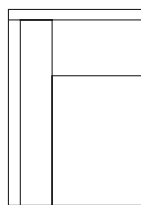


L ★★☆☆
Asturias Satin F/
Scottish Quad K




M ★★☆☆
Flemish Linen

Power painted




★
Multiple colors are available, please contact your local sales representatives for details.


Coated metal



R1 ★★☆☆
Monterrey Silver




R2 ★☆☆☆
Silicon Grey



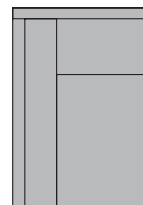
R4 ★☆☆☆
Corfu Blue



R6 ★☆☆☆
Spanish Anthracite



R7 ★☆☆☆
American Blue



Z ★★☆☆
Zinc coated
(Local finishing)

Note:
The finishing availability is related to door type, please contact your local sales representatives for details.



KONE provides innovative and eco-efficient solutions for elevators, escalators and automatic building doors. We support our customers every step of the way; from design, manufacturing and installation to maintenance and modernization. KONE is a global leader in helping our customers manage the smooth flow of people and goods throughout their buildings.

Our commitment to customers is present in all KONE solutions. This makes us a reliable partner throughout the life-cycle of the building. We challenge the conventional wisdom of the industry. We are fast, flexible, and we have a well-deserved reputation as a technology leader, with such innovations as KONE MonoSpace® KONE MaxiSpace™, and KONE InnoTrack™. You can experience these innovations in architectural landmarks such as the Trump Tower in Chicago, the 30 St Mary Axe building in London, the Schiphol Airport in Amsterdam and the Beijing National Grand Theatre in China.

KONE employs over 30,000 dedicated experts to serve you globally and locally in 49 countries.

KONE Corporation
www.kone.com