

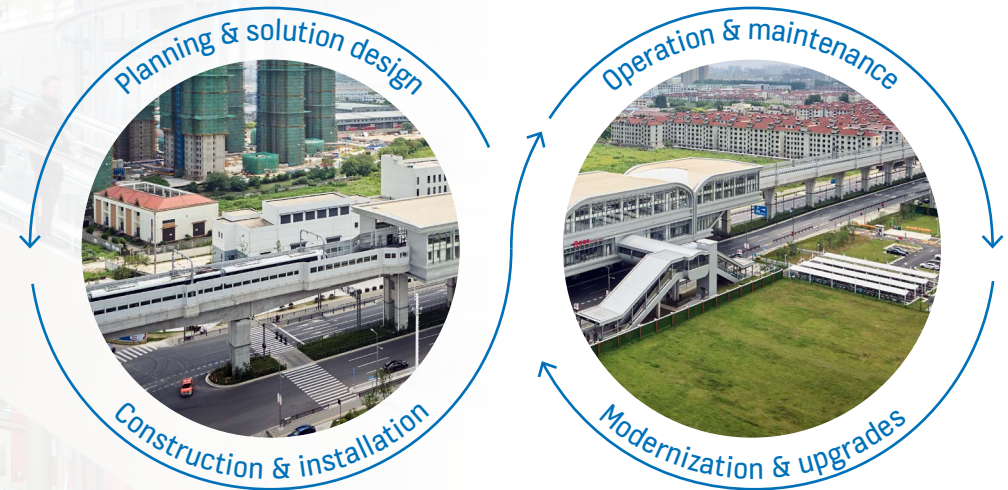
#EfficientPeopleFlow
#SafePeopleFlow



LIFE CYCLE

People Flow Planning & Consulting
RAMS
Planning & design tools

Connectivity solutions
24/7 Connected Services
Health & Well-being solutions
Maintenance & spare parts



World-class project management
Escalators and autowalks
Elevators
Automatic doors
BIM

Modernization
Full replacement

Intelligent People Flow® solutions for public transportation

KONE's advanced people flow services, combined with top-notch elevators, escalators and automatic doors, offer the optimal solutions for all requirements within transport hubs and metro systems.

TYPICAL FLOW



REFERENCES



SHANGHAI METRO LINE 5, CHINA

[SEE ONLINE →](#)

The Shanghai Metro is among the busiest public transportation networks in the world. The completion of Line 5 marked a major milestone in improving the efficient and sustainable flow of city life as the zig-zagged route is the only one to connect downtown Shanghai with the residential suburb of Fengxian.



TOWER CITY RAPID STATION, CLEVELAND, USA

[SEE ONLINE →](#)

Cities are like children: they outgrow themselves. Cleveland's main transport hub, Tower City Rapid Station, underwent an urgent overhaul in time for the biggest street party of the year, and KONE was there to see it through, modernizing 4 escalators in time for the busiest traffic day of the year.



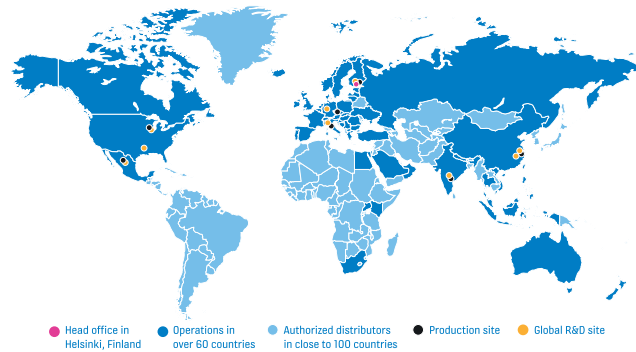
METRO DE MADRID, SPAIN

[SEE ONLINE →](#)

Opened in 1919, Metro de Madrid keeps the city on track, serving 47 million commuters every month, from six in the morning until 1:30 at night. Covering 293 kilometers and 300 stations, the subway is the eighth longest in the world, and it's among the world's fastest-growing rail networks.

ABOUT KONE

KONE provides innovative and eco-efficient solutions for elevators, escalators and autowalks, automatic building doors and the systems that integrate them with today's intelligent buildings. Our mission is to improve the flow of urban life and together with our partners and customers around the world, we help to address the needs of the people who use airports, transport hubs, and metro stations. Our equipment, maintenance, and modernization solutions add value to buildings throughout their life cycle.

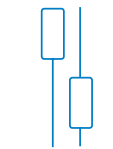


FOUNDED IN 1910

60,000 employees  450,000 customers worldwide

53% new equipment business  47% service business

over **1.3** million pieces of equipment under service



net sales **9.9** billion € in 2020

Key customer groups include architects, developers, general contractors, building owners, and facility managers.

A GLOBAL TEAM OF EXPERTS SERVING YOU WHEREVER YOU ARE LOCATED



Steve Gonzales
North America
steve.gonzales@kone.com



Reijo Päivärinta
Central and Northern Europe
reijo.paivarinta@kone.com



Tarek Elnaggar
South Europe, Middle East and Africa
tarek.elnaggar@kone.com



Fanny Lalau
Asia Pacific and Australia
fanny.lalau@kone.com



Tan Jun, Jacky
Greater China
jacky.tan@kone.com



Călin Hera
Global Sales Support
calin.hera@kone.com