

KONE provides innovative and eco-efficient solutions for elevators, escalators and automatic building doors. We support our customers every step of the way; from design, manufacturing and installation to maintenance and modernization. KONE is a global leader in helping our customers manage the smooth flow of people and goods throughout their buildings.

Our commitment to customers is present in all KONE solutions. This makes us a reliable partner throughout the life-cycle of the building. We challenge the conventional wisdom of the industry. We are fast, flexible, and we have a well-deserved reputation as a technology leader, with such innovations as KONE MonoSpace®, KONE MaxiSpace™, and KONE InnoTrack™. You can experience these innovations in architectural landmarks such as the Trump Tower in Chicago, the 30 St Mary Axe building in London, the Schiphol Airport in Amsterdam and the Beijing National Grand Theatre in China.

KONE employs over 30,000 dedicated experts to serve you globally and locally in 49 countries.



KONE MONOSPACE® SPECIAL AND KONE MINISPACE™

KONE Mix & Match component catalogue

The possibilities are almost limitless

If you cannot find precisely the right combination of doors, floors, walls and other components from KONE Design Collection, you can choose any components and mix and match them.

Surface mounted KSS 570 signalization

Car Operating Panel (COP)

Faceplate finishings:
Asturias Satin (F) stainless steel
Murano Mirror (H) mirror polished stainless steel
Golden mirror polished stainless steel, coated with titanium nitride

Displays:
KSC 573 – Scrolling dot matrix
KSC 575 – Black and white LCD

Landing devices



KSH 570



KSI 573



KSA 573



KSL 570


Flush mounted KSS 670 signalization

Car Operating Panel (COP)


Faceplate finishings:
Asturias Satin (F) stainless steel
Murano Mirror (H) mirror polished stainless steel
Golden mirror polished stainless steel, coated with titanium nitride

Displays:
KSC 673 – Scrolling dot matrix
KSC 675 – Black and white LCD


Landing devices




KSH 660




KSH 670



KSI 673/675



KSA 673



KSL 670

Flush mounted KSS 970 signalization

Car Operating Panel (COP)

Faceplate finishings:
Asturias Satin (F) stainless steel
Murano Mirror (H) mirror polished stainless steel
Golden mirror polished stainless steel, coated with titanium nitride

Displays:
KSC 970 – No display
KSC 973 – Scrolling dot matrix
KSC 977 – Full color LCD

Landing devices



KSH 940



KSH 950



KSH 960



KSI 977



KSI 983/987




KSL 970


KONE Design signalization KSS D20 and KSS D40

KSC D20 partial height Car Operating Panel (COP)


Solid colors




Snow White




Ivory Black




Horizon Blue



Almond Green




Amber Red




Cherry Blossom


Raster pattern




Anthracite Black



Sapphire Blue




Evergreen




Silver Grey

Mosaic pattern



Mist Green



Sand Beige

KSC D40 full height Car Operating Panel (COP)

Solid colors



Ivory Black



Horizon Blue



Almond Green



Snow White



Amber Red

Origami pattern



Sapphire Blue



Evergreen




Charcoal Grey




Anthracite Black


Landing devices




KSL D20




KSL D40




KSI D42




KSH D20
Ivory Black




KSI D42




Snow White



Horizon Blue



Amber Red



Almond Green

Selection of 5 solid colors is available for landing devices.

Ceilings



Type: LF51
Finishing: White painted, Asturias Satin (F) or Murano Mirror (H)
Lighting: T5 fluorescent tubes



Type: LF53
Finishing: White painted, Asturias Satin (F) or Murano Mirror (H)
Lighting: T5 fluorescent tubes



Type: LF56
Finishing: White painted, Asturias Satin (F) or Murano Mirror (H)
Lighting: LED spot lights (round)



Type: LF64
Finishing: White painted, Asturias Satin (F) or the combination of these 2 materials
Lighting: LED spot lights and T5 fluorescent tubes



Type: LF68
Finishing: White painted or Asturias Satin (F)
Lighting: LED spot lights (round)



Type: LF77
Type: LF77-AF (with fans)
Finishing: White painted or Asturias Satin (F)
Lighting: T5 fluorescent tubes



Type: LF94M
Finishing: White painted, Asturias Satin (F) or Murano Mirror (H)
Lighting: T5 fluorescent tubes




Type: LF97M
Finishing: White painted, Asturias Satin (F) or Murano Mirror (H)
Lighting: LED spot lights (square)



Type: LF98M
Finishing: White painted, Asturias Satin (F) or Murano Mirror (H)
Lighting: LED spot lights (rectangular)

Painted metal



White painted - RAL 9010

Stainless steel



F Asturias Satin



H Murano Mirror

Walls

Stainless steel



D Arctic Mesh



F Asturias Satin



G Tahoe Leather



K Scottish Quad



M Flemish Linen

Coated metal



R1 Monterrey Silver



R10 Astoria Almond

Laminate



L2 Saginaw Merisier



L3 Corsica Cherry



L4 London Grey



L8 Norsk Aluminium



L10 Tuscany Pear



L18 Portland Pearl




L19 Oceanside Shell



L20 Sedona Sandy



L31 Orlando Olive



L72 Lucido Snow



L100 Tokyo Aluminium and Norsk Aluminium

NOTE: Zinc coated steel for local painting is also available

Walls

Wood veneer



BEECH Yellowstone Beech



CHERRY Washington Cherry



MAHOGANY Malesia Mahogany


Striped wood veneer combinations (wide panels)*



CW1: Valencia Stripes (WP1) wide center panel with Murano Mirror (H) narrow side panels



CW2: Barcelona Stripes (WP2) wide center panel with Murano Mirror (H) narrow side panels



CW3: Malaga Stripes (WP3) wide center panel with Murano Mirror (H) narrow side panels




CW4: Madrid Stripes (WP4) wide center panel with Murano Mirror (H) narrow side panels

Patterns are scaled to 50% of the original.


Stainless steel combinations (narrow panels)**



F/G Asturias Satin and Tahoe Leather



H/M Murano Mirror and Flemish Linen



F/D Asturias Satin and Arctic Mesh



K/H Scottish Quad and Murano Mirror

Stainless steel combinations (wide panels)*



CM1: Pinstripe Bronze (DS4) wide center panel with Murano Mirror (H) narrow side panel



CM2: Diamond Mesh (DS6) wide center panel with Murano Mirror (H) narrow side panel



CM3: Pinstripe Navy (DS3) wide center panel with Asturias Satin (F) narrow side panel



CM4: Striped Mirror (DS5) wide center panel with Asturias Satin (F) narrow side panel

Glass with narrow stainless steel wall frames



GC1: Siberian Glaze (GW1) with (F) Asturias Satin frames; available only with (F) side walls



GC2: Tokyo Glaze (GW2) with (F) Asturias Satin frames; available only with (F) side walls

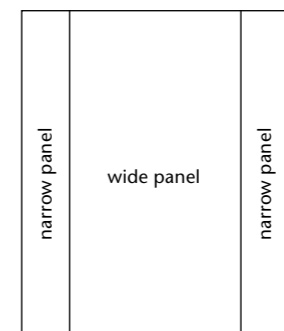


GC3: Berlin Glaze (GW3) with (F) Asturias Satin frames; available only with (F) side walls




GC4: Manhattan Glaze (GW4) with (F) Asturias Satin frames; available only with (F) side walls

* Wide panel layout



**Narrow panel layout




NOTE:

- 1) Window wall options also available
- 2) Front wall finishes available in Asturias Satin (F), Murano Mirror (H), Scottish Quad (K), Flemish Linen (M), Arctic Mesh (D), Tahoe Leather (G) and Zinc coated (Z)

Mirrors

Materials: Glass
(smoked or clear)



Sizes:
Partial width/Partial height (PW/PH)
Full width/Partial height (FW/PH)
Partial width/Full height (PW/FH)
Full width /Full height (FW/FH)

Skirting



Made of Asturias Satin (F)
or Murano Mirror (H)
stainless steel.
Finished at every corner
with metal caps.

Flip seat




Oak wood



Black plastic

Floors

Vinyl



VF1
Chicago Silver



VF2
Chicago Lead



VF3
Cubic Cream




VF4
Cubic Rose

Rubber




RC5
Detroit Grey



RC6
Dallas Black



RC8
Aspen White




RC9
Dayton Grey

Composite Stone




SF2
Diorite Black



SF5
Bianco Perla



SF6
Tucson Grey



SF21
Marble White



SF22
Pacific Blue



SF23
Ayres Red

Wooden laminate



LR2
Huntsville
Hardwood

Rael wood laminate



RW1
America Ciliego

Handrails

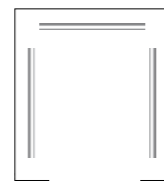


HR24 Rectangular: Asturias Satin (F), Murano Mirror (H) or Painted (RAL-K1)



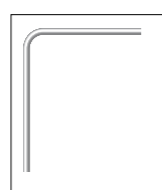
HR41 Tube 38 mm: Asturias Satin (F), Murano Mirror (H), Oak (wood) or Beech (wood)

HR41



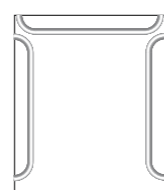
Alternative layouts of HR41 handrails are available in Asturias Satin (F) or Murano Mirror (H) stainless steel.

HR41T



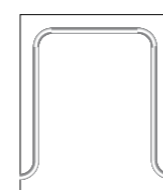
Tube with corner module

HR41R (EN81-70 compliant)



Tube with rounded ends

HR41TR (EN81-70 compliant)



Tube with corner module and rounded ends

Landing doors



Frame door



Front door



Full front door



MAP integrated into door frame: Asturias Satin (F), Scottish Quad (K), Flemish Linen (M) or Zinc coated (Z)




Wall-mounted MAP: Aluminium (A) or Asturias Satin (F) stainless steel




MAP mounted on side wall: Aluminium (A) or Asturias Satin (F) stainless steel

KES600/KES800 door finishes


Stainless steel



F
Asturias Satin



K
Scottish Quad



M
Flemish Linen




D
Arctic Mesh



H
Murano Mirror




L
Asturias Satin/
Scottish Quad




G
Tahoe Leather

Coated metal



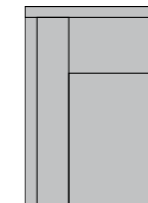
R1
Monterrey Silver



R2
Silicon Grey



R6
Spanish Anthracite



Z
Zinc coated
(Local finishing)

Note:

- The Asturias Satin/Scottish Quad combination (L) and Monterrey Silver (R6) are not available for car doors.
- Silicon Grey (R2) is only available for car doors.
- Glass doors with Asturias Satin (F) frame is also available. Please check with your local sales representatives for more details.