

Dedicated to People Flow™



SAME SHAFT, MORE SPACE, WITH FULL REPLACEMENT ELEVATOR TECHNOLOGY

KONE MaxiSpace™



KONE MaxiSpace™

Value for your building

The purpose of KONE modernization solutions is quite simple: to increase the value of your building and the safety of people in it, by keeping the elevators and escalators running safely and reliably for the lifetime of your building. Take care of the safety of the people in your building by taking care of the technology in your elevator.

KONE, a world leader in people-flow management, has created an impressive portfolio of modernization tools and processes. With the KONE Care for Life™

service, KONE conducts a full analysis of your current installation and prepares a modernization plan to raise the elevator to modern standards of performance, safety, aesthetics and accessibility.

To suit the modernization needs identified by the KONE Care for Life™ service, KONE can offer modernization solutions ranging from individual elevator parts, to modernization packages, to full replacement solutions.



An elevator breakthrough for the 21st century

KONE MaxiSpace™ is a revolutionary elevator technology that gives you more room. Thanks to KONE MaxiSpace™, passengers travel more comfortably and safely, and people with wheelchairs or baby carriages can easily access the elevator.

KONE MaxiSpace™ transforms your elevator from an ageing, uncertain performer into a good-looking, energy-saving machine for the 21st century. It gives your building a new lease on life, and it gives tenants the safety, comfort and aesthetic design they expect.

Benefits

Increase the value of your building:

- Up to 50% more space in the car
- Enhanced safety in everyday use
- Improved ride comfort
- Reduced energy consumption by up to 50%
- Minimum disruption in building during installation
- Better accessibility
- Complies with latest regulations
- Improved levelling
- KONE Remote Monitoring Service™
- Quick to install



How does it work?

KONE MaxiSpace™ is built especially for existing buildings. It is the first elevator based on our innovative technology that eliminates the counterweight. This is made possible by our new roping arrangement, combined with the innovative, very compact KONE PowerDisc™ motor and several other innovative solutions. Since there is no counterweight, we can increase the usable car space in your elevator by up to 50%.

Technical data

Increase the value of your building for both tenants and owners:

- Load: 240–800 kg (3–10 persons)
- Speed: 0.63 m/s and 1.0 m/s up to 480 kgs
- Max. travel: 30 m (up to 12 floors)

Basic Spring M3110



Basic Summer M3120



Basic Autumn M3131



Basic Winter M3141



Mid Spring M5110



Mid Summer M5120



Mid Autumn M5131



Mid Winter M5141



High Spring M7110



High Summer M7120



High Autumn M7131



High Winter M7141



Deco Spring D8110



Deco Summer D8120



Deco Autumn D8130




Deco Winter D8140






Your existing elevator

The KONE PowerDisc™ is installed in the existing shaft. You free up space in the machine room, and the elevator can go all the way up to the top of the building.



Your old car




Your new car



KONE MaxiSpace™ in the existing shaft

Enhance the look of your building

Whether you choose the cool oasis of Spring, or the warm forest tones of Autumn, you'll find a solution from the KONE FourSeasons collection that enhances the look of your building. If you can't find exactly what you're looking for from our pre-designed KONE FourSeasons interiors, you can mix and match the elements to create a unique new look for your building.



Signalization

KONE modular signalization solutions cover the whole range of elevators, with versions to match different interior designs. They also take into account the needs of people with disabilities.

Car Operating Panel

The modern operating panel features all the necessary interfaces.

- Call buttons
- Special function buttons and keys (e.g. alarms, door open)
- Emergency light
- Floor position indicator
- Informative messages (e.g. call locked, priority calls, elevator under fireman's drive)
- Provision for KONE Remote Monitoring Services™ and two-way communication via KONE Voice Link™ with a KONE Customer Care Center™ via a hands-free telephone. In case of an unexpected malfunction, you can immediately talk to our service center – with just a push of a button.

The PIN code key button enables you to access special control options (e.g. to give priority use during removals, rubbish collection etc.) and to control operation of the optional fan.

The button for opening the door with extended time is ideal for people with reduced mobility.

Hall Lantern

The hall lantern shows the direction of travel. The hall lantern indicator displays the floor position and special text messages. The dot matrix displays support a wide range of letters and numbers.

Landing Call Station

All landing button signalization is clearly visible. The stand-by lighting makes buttons easy to locate in any lighting condition. The EN 81-70 package features an audible registration feedback when you push the landing call button.



Maintenance Access Panel

The interfaces for maintenance and rescue operations are integrated in a surface-mounted cabinet, which is fixed remotely on the shaft wall. The panel comes in a stylish Asturias Satin (F) finish.

KONE Voice Link™ – KONE Remote Monitoring Services™

Whenever signalization is modernized, it comes equipped with KONE Voice Link™, which gives elevator passengers round-the-clock, two-way voice communication with the KONE Customer Care Center™. Thanks to automatic transmission of the equipment location, our operator is able to dispatch the service technician immediately, and calls the passengers back to inform them when KONE service will arrive.

Our modern signalization equipment has all the information you need inside the elevator.



KONE is a global leader in providing complete and innovative solutions for the design, installation, modernization and maintenance of elevators and escalators and the maintenance of automatic building doors. Our 29,000 dedicated employees serve you in 49 countries.

KONE cooperates closely with you from the earliest stages of a project in order to ensure the smooth flow of people and goods throughout your facilities for their entire lifetime. Life-cycle thinking underlies our commitment to proactive, reliable service and modernization solutions. KONE serves you locally as well as globally, for example in the Trump Tower in Chicago, Swiss Re in London and Beijing International Airport.

KONE Corporation
www.kone.com