

Dedicated to People Flow™



FOR KONE POLARIS DESTINATION CONTROL SYSTEM (DCS) ELEVATORS

KSS 800 and KSS 900 signalization catalogue

KSS 800 series signalization for KONE Polaris DCS elevators

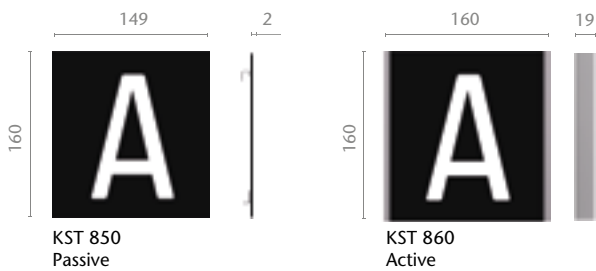
Destination operating panel (DOP)

Surface mounted



KSP 853

Elevator identifier (EID)



KST 850
Passive

KST 860
Active

Jamb-mounted destination indicator (JM DIN)



KSJ 853



33 mm
(width)




KSJ 863



50 mm
(width)


Car operating panel (COP) for **Traditional DCS**



KSC 853
Partial height

KSC 863
Full height

Car operating panel (COP) for **Hybrid DCS**



EN81-70
compliant option:
For elevators
serving more than
21 floors, two
COPs are needed.

KSC D23
Partial height
(scrolling dot-matrix)¹⁾

KSC D43
Full height
(scrolling dot-matrix)¹⁾

Note:
These are the recommended signalization
components for Hybrid configurations. For
the full KSS D offering, please refer to the
KSS D brochure (KONE Design signalization).

- ¹⁾ Also available with 7-segment
and dot-matrix display.
- ²⁾ Also available with 7-segment display.

Hall lantern (HL)




KSH D20

Hall indicator (HI)




KSI D42 Horizontal or vertical (dot-matrix)²⁾

Landing call station with indicator (LCI)



KSL D40



KSL D41 Simplex



KSL D42 Dublex

* **Note:**
The exact height of the COP depends on
the car height and the selected ceiling option.

KSS 900 series signalization for KONE Polaris DCS elevators

Destination operating panel (DOP)

Surface mounted



KSP 937

Also available with square buttons (see below)

Elevator identifier (EID)



KST 950

Available in active and passive configurations

Flush mounted



KSP 947

Also available with round buttons (see above)

Destination indicator at landing (DIN L)



KSO 957

Touchscreens



Touchscreen DOP



Touchscreen DOP with keypad

Car operating panel (COP) for **Traditional DCS**



KSC 957**
Full height

KSC 957

↑
Last digit defines the display type

5 = black and white LCD
7 = full-color LCD

Car operating panel (COP) for **Hybrid DCS**



KSC 977
Full height

Landing devices

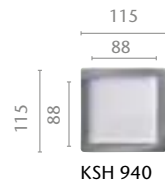
Hall lantern (HL)



KSH 660




KSH 670¹⁾



KSH 940



KSH 950

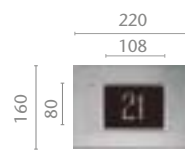


KSH 960

Hall indicator (HI)



KSI 673, 675¹⁾



KSI 983

Hall indicator with lantern arrows



KSA 673¹⁾



KSI 977



KSI 987

¹⁾ Also available in vertical configuration.

Landing call station (LCS)



KSL 670



KSL 672 Simplex



KSL 672 Duplex



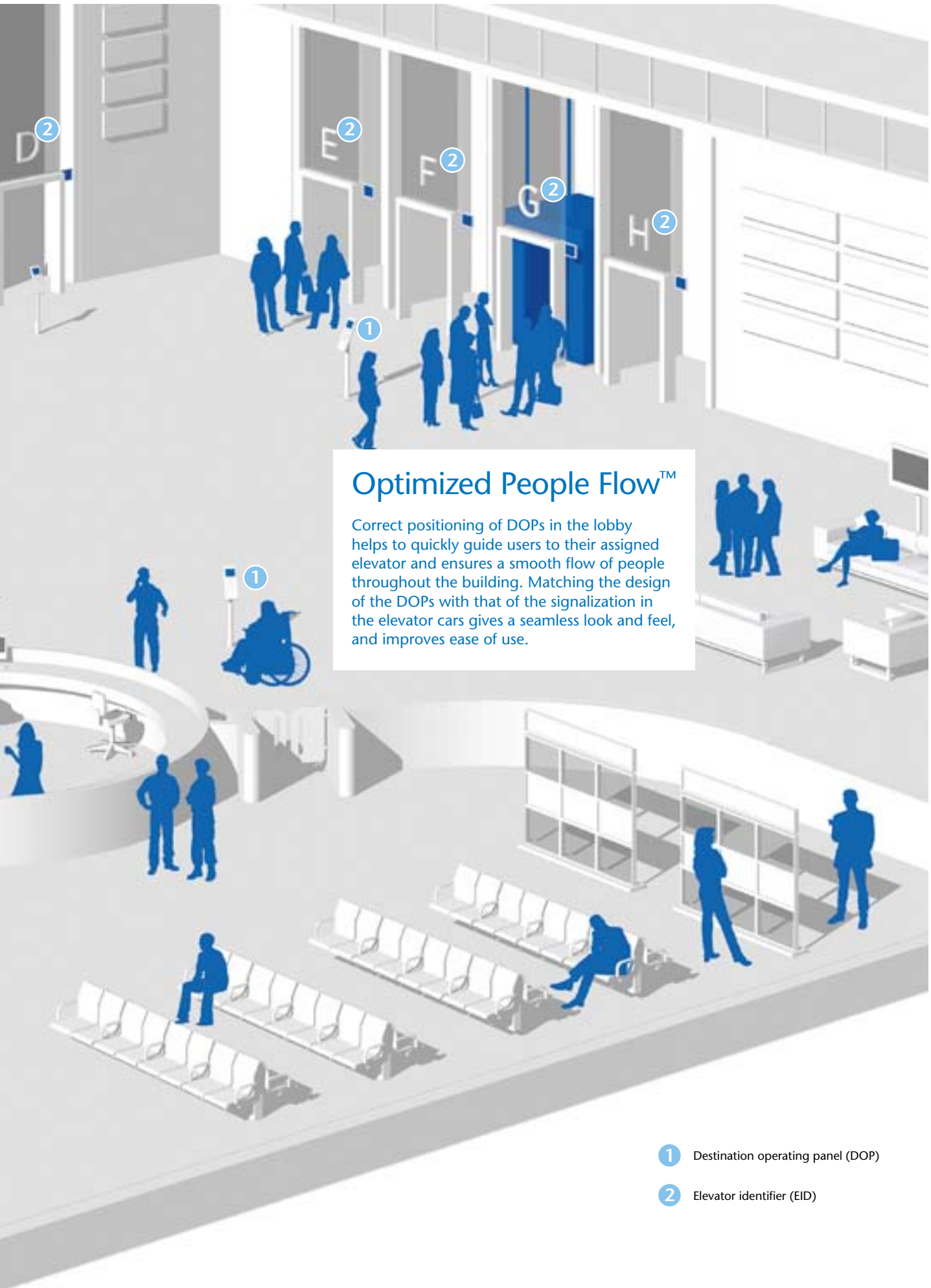
KSL 970 Flush button

Back box width in all landing call stations is 65 mm.

*** Note:**
The exact height of the COP depends on the car height and the selected ceiling option.

**** KSC 955** also available with black and white display.





Optimized People Flow™

Correct positioning of DOPs in the lobby helps to quickly guide users to their assigned elevator and ensures a smooth flow of people throughout the building. Matching the design of the DOPs with that of the signalization in the elevator cars gives a seamless look and feel, and improves ease of use.

- 1 Destination operating panel (DOP)
- 2 Elevator identifier (EID)



KONE provides innovative and eco-efficient solutions for elevators, escalators and automatic building doors. We support our customers every step of the way; from design, manufacturing and installation to maintenance and modernization. KONE is a global leader in helping our customers manage the smooth flow of people and goods throughout their buildings.

Our commitment to customers is present in all KONE solutions. This makes us a reliable partner throughout the life-cycle of the building. We challenge the conventional wisdom of the industry. We are fast, flexible, and we have a well-deserved reputation as a technology leader, with such innovations as KONE MonoSpace® KONE MaxiSpace™, and KONE InnoTrack™. You can experience these innovations in architectural landmarks such as the Trump Tower in Chicago, the 30 St Mary Axe building in London, the Schiphol Airport in Amsterdam and the Beijing National Grand Theatre in China.

KONE employs approximately 34,000 dedicated experts to serve you globally and locally in over 50 countries.

KONE Corporation
www.kone.com

This publication is for general informational purposes only and we reserve the right at any time to alter the product design and specifications. No statement contained in this publication shall be construed as a warranty or condition, express or implied, as to any product, its fitness for any particular purpose, merchantability, quality or shall be interpreted as a term or condition of any purchase agreement for the products or services contained in this publication. Minor differences between printed and actual colors may exist. KONE®, Dedicated to People Flow™, KONE MonoSpace®, KONE MiniSpace™, KONE EcoDisc®, KONE Alta™, KONE MaxiSpace™, KONE InnoTrack™, KONE EcoMaster™, KONE MovingMedia™, are trademarks or registered trademarks of KONE Corporation. Copyright© 2011 KONE Corporation.