

KONE provides innovative and eco-efficient solutions for elevators, escalators and automatic building doors. We support our customers every step of the way; from design, manufacturing and installation to maintenance and modernization. KONE is a global leader in helping our customers manage the smooth flow of people and goods throughout their buildings.

Our commitment to customers is present in all KONE solutions. This makes us a reliable partner throughout the life-cycle of the building. We challenge the conventional wisdom of the industry. We are fast, flexible, and we have a well-deserved reputation as a technology leader, with such innovations as KONE MonoSpace® KONE MaxiSpace™, and KONE InnoTrack™. You can experience these innovations in architectural landmarks such as the Trump Tower in Chicago, the 30 St Mary Axe building in London, the Schiphol Airport in Amsterdam and the Beijing National Grand Theatre in China.

KONE employs over 30,000 dedicated experts to serve you globally and locally in 49 countries.

KONE Corporation
www.kone.com

This publication is for general informational purposes only and we reserve the right at any time to alter the product design and specifications. No statement this publication contains shall be construed as a warranty or condition, express or implied, as to any product, its fitness for any particular purpose, merchantability, quality or representation of the terms of any purchase agreement. Minor differences between printed and actual colors may exist. KONE is a registered trademark of KONE Corporation. Copyright © 2008 KONE Corporation.




KSS D20 AND KSS D40

KONE Design signalization

KONE Design signalization for passenger elevators

The KONE Design signalization represents a new perspective in modern elevator signalization. It is available in two heights and several smart colors and patterns.



The KONE Design signalization's unique design makes it an excellent choice for customers wishing to match the elevator's interior design with the Car Operating Panel (COP). The COP is available in full height and partial height versions with landing signalization in a variety of colors to suit any interior.

The signalization series has many contemporary features, including:

- Frameless numerical floor displays
- Sleek metallic frames
- Wide choice of faceplate colors and patterns made of durable polycarbonate that is both shatterproof and impact resistant
- Easily changeable faceplates



KSC D20 partial height COP


This partial height series is suitable for low- to mid-rise buildings.

The KSC D20 is made of glossy, durable polycarbonate and has the following key features:


- Several faceplate colors and designs, including raster and mosaic patterns
- Curved aluminum frames in glossy and matt finishes
- Matching solid color landing signalization devices



SOLID COLORS



HIGHLIGHT COLOR



RASTER PATTERN



MOSAIC PATTERN



KSC D40 full height COP

This full height series is designed for medium to high-rise buildings to accommodate the larger number of floor buttons required.

The KSC D40 is made of glossy, durable polycarbonate and has the following key features:

- Several faceplate colors and designs, including origami patterns
- Floor to ceiling length aluminum frames in glossy and matt finishes
- Matching solid color landing signalization devices

SOLID COLORS



ORIGAMI PATTERN





Landing devices

Landing call stations and hall lanterns/indicators are surface mounted and available in five solid colors to match the car interior or even to color code the building floors.



Snow White

Almond Green

Horizon Blue

Amber Red

Ivory Black

Note. The landing call stations, hall lanterns and indicators are available only in these five colors.

Displays

Uncluttered, frameless numerical displays, including a scrolling dot matrix option, completes the COP's sleek look.



Seven segment color:
Amber



Dot matrix colors:
Amber
White



Scrolling dot matrix colors:
Amber
White
Blue

Frames

The KONE Design signalization's frames are available with a glossy or satin finish.



Glossy



Satin

Buttons and pressel options for COPs

Signalization buttons are available with an amber, white or blue acceptance light.



Optional braille tag mounted next to the button.



Flush marking with mirror stainless steel finish.



Relief marking with brushed stainless steel finish (EN81-70 compliant).



Relief marking with braille. Mirror stainless steel finish.



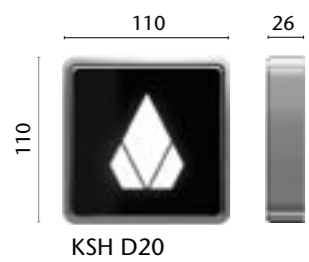
Relief marking with braille. Brushed stainless steel finish.



Green exit floor button (EN81-70 compliant).


Signalization specifications

Hall lantern

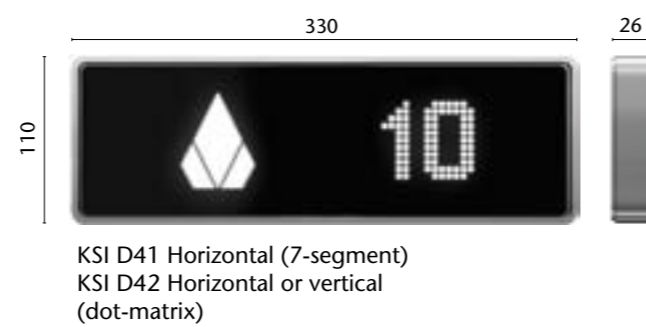


KSH D20

Hall lantern indicators



KSI D42



KSI D41 Horizontal (7-segment)
KSI D42 Horizontal or vertical (dot-matrix)

The landing call stations, hall lanterns and indicators are available in five colors only. See the previous page for color samples.

Landing call stations



KSL D20



KSL D40

Buttons for landing devices

The KONE Design signalization landing buttons are surface mounted. Buttons are available with an amber, white or blue acceptance light.



Relief marking with brushed stainless steel finish (EN81-70 compliant).




Flush marking with mirror stainless steel finishing.

All dimensions are shown in millimeters.

NOTE: Landing signalization devices can be surface mounted on the door frame or wall. The frame material is plastic with metallic mirror or satin finish.

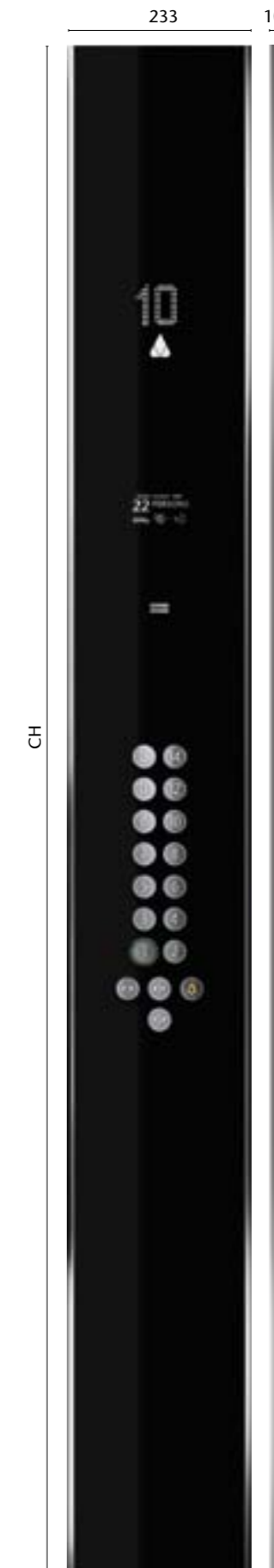
Car operating panels

Partial height
KSC D21, KSC D22, KSC D23



EN81-70 compliant option:
Max 21 floor buttons.
Over 21 floors, two COPs needed.

Full height
KSC D41, KSC D42, KSC D43



EN81-70 compliant option:
Max 28 floor buttons.
Over 28 floors, two COPs needed.



KONE provides innovative and eco-efficient solutions for elevators, escalators and automatic building doors. We support our customers every step of the way; from design, manufacturing and installation to maintenance and modernization. KONE is a global leader in helping our customers manage the smooth flow of people and goods throughout their buildings.

Our commitment to customers is present in all KONE solutions. This makes us a reliable partner throughout the life-cycle of the building. We challenge the conventional wisdom of the industry. We are fast, flexible, and we have a well-deserved reputation as a technology leader, with such innovations as KONE MonoSpace® KONE MaxiSpace™, and KONE InnoTrack™. You can experience these innovations in architectural landmarks such as the Trump Tower in Chicago, the 30 St Mary Axe building in London, the Schiphol Airport in Amsterdam and the Beijing National Grand Theatre in China.

KONE employs over 30,000 dedicated experts to serve you globally and locally in 49 countries.

KONE Corporation
www.kone.com



KSS D20 AND KSS D40

KONE Design signalization


KONE provides innovative and eco-efficient solutions for elevators, escalators and automatic building doors. We support our customers every step of the way; from design, manufacturing and installation to maintenance and modernization. KONE is a global leader in helping our customers manage the smooth flow of people and goods throughout their buildings.

Our commitment to customers is present in all KONE solutions. This makes us a reliable partner throughout the life-cycle of the building. We challenge the conventional wisdom of the industry. We are fast, flexible, and we have a well-deserved reputation as a technology leader, with such innovations as KONE MonoSpace® KONE MaxiSpace™, and KONE InnoTrack™. You can experience these innovations in architectural landmarks such as the Trump Tower in Chicago, the 30 St Mary Axe building in London, the Schiphol Airport in Amsterdam and the Beijing National Grand Theatre in China.

KONE employs over 30,000 dedicated experts to serve you globally and locally in 49 countries.

KONE Corporation
www.kone.com

This publication is for general informational purposes only and we reserve the right at any time to alter the product design and specifications. No statement this publication contains shall be construed as a warranty or condition, express or implied, as to any product, its fitness for any particular purpose, merchantability, quality or representation of the terms of any purchase agreement. Minor differences between printed and actual colors may exist. KONE is a registered trademark of KONE Corporation. Copyright © 2008 KONE Corporation.



KSS D20 AND KSS D40

KONE Design signalization

KONE provides innovative and eco-efficient solutions for elevators, escalators and automatic building doors. We support our customers every step of the way; from design, manufacturing and installation to maintenance and modernization. KONE is a global leader in helping our customers manage the smooth flow of people and goods throughout their buildings.

Our commitment to customers is present in all KONE solutions. This makes us a reliable partner throughout the life-cycle of the building. We challenge the conventional wisdom of the industry. We are fast, flexible, and we have a well-deserved reputation as a technology leader, with such innovations as KONE MonoSpace® KONE MaxiSpace™, and KONE InnoTrack™. You can experience these innovations in architectural landmarks such as the Trump Tower in Chicago, the 30 St Mary Axe building in London, the Schiphol Airport in Amsterdam and the Beijing National Grand Theatre in China.

KONE employs over 30,000 dedicated experts to serve you globally and locally in 49 countries.

KONE Corporation
www.kone.com

This publication is for general informational purposes only and we reserve the right at any time to alter the product design and specifications. No statement this publication contains shall be construed as a warranty or condition, express or implied, as to any product, its fitness for any particular purpose, merchantability, quality or representation of the terms of any purchase agreement. Minor differences between printed and actual colors may exist. KONE is a registered trademark of KONE Corporation. Copyright © 2008 KONE Corporation.



KSS D20 AND KSS D40

KONE Design signalization